Patterson-Schwartz Real Estate
Residential Market Update

As of Thursday, June 08, 2017 4:53:38 PM

All Kent County	May			Year To Date		
	2016	2017	Change	2016	2017	Change
New Listings	339	326	- 3.8%	1432	1502	+ 4.9%
Closed Sales	193	199	+ 3.1%	746	860	+ 15.3%
Pending Sales	199	252	+ 26.6%	859	1033	+ 20.3%
Median Sales Price	$200,000	$205,000	+ 2.5%	$198,000	$197,450	- 0.3%
% of Original List Price Received at Sale	95.4%	96.0%	+ 0.6%	95.0%	94.8%	- 0.2%
Average Days on Market Until Sale	95	88	- 7.4%	95	93	- 2.1%
Total Residential Listing Inventory (as of 05/31)	1281	1148	- 10.4%			
Single-Family Detached Inventory (as of 05/31)	1109	995	- 10.3%			

Activity: May

Activity: Year to Date

Median Sales Price

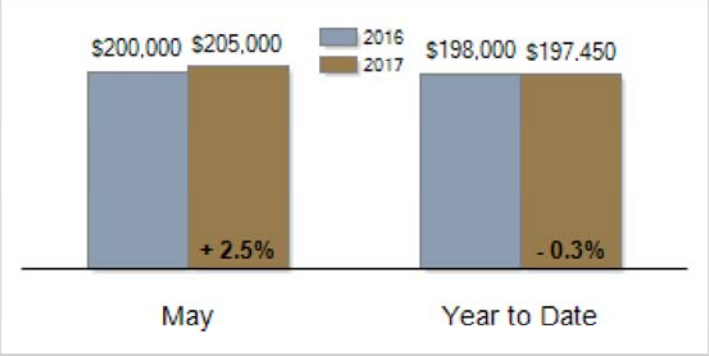

Percent of Original List Price Received at Sale

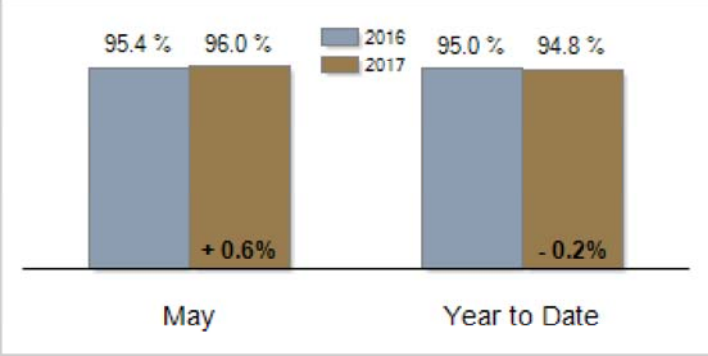

Average Days on Market Until Sale

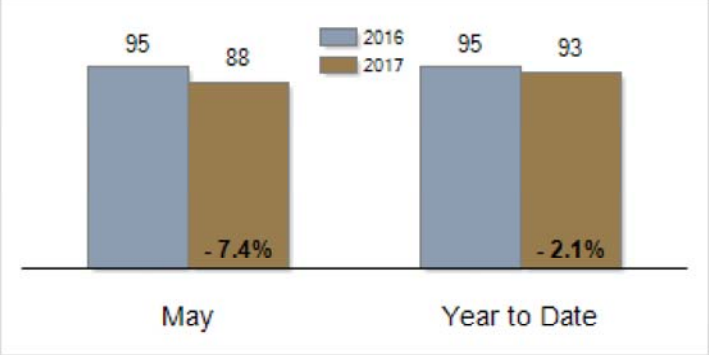

Inventory of Homes for Sale: May

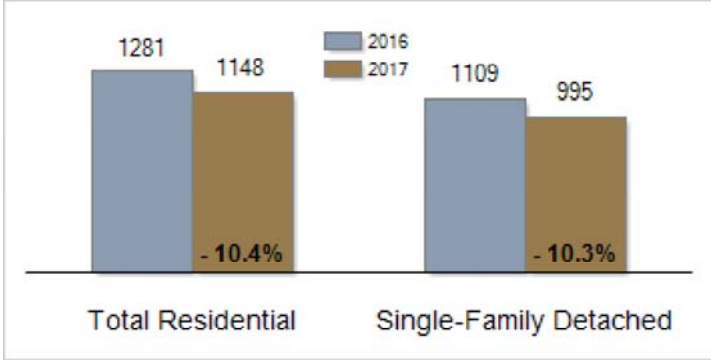

All information presented is based on data supplied by TReND MLS. TReND MLS does not guarantee nor is it responsible for its accuracy.
Data maintained by the MLS may not reflect all real estate activities in the market. Information is deemed reliable but not guaranteed.