



Patterson-Schwartz Real Estate Residential Market Update

As of Thursday, July 11, 2019 10:17:39 AM

All Kent County	June			Year To Date		
	2018	2019	Change	2018	2019	Change
New Listings	314	292	- 7.0%	2048	1708	- 16.6%
Closed Sales	234	229	- 2.1%	1208	1136	- 6.0%
Pending Sales	243	229	- 5.8%	1351	1306	- 3.3%
Median Sales Price	\$223,200	\$234,900	+ 5.2%	\$204,700	\$218,000	+ 6.5%
% of Original List Price Received at Sale	97.3%	97.5%	+ 0.2%	96.9%	95.4%	- 1.5%
Average Days on Market Until Sale	54	62	+ 14.8%	66	73	+ 10.6%

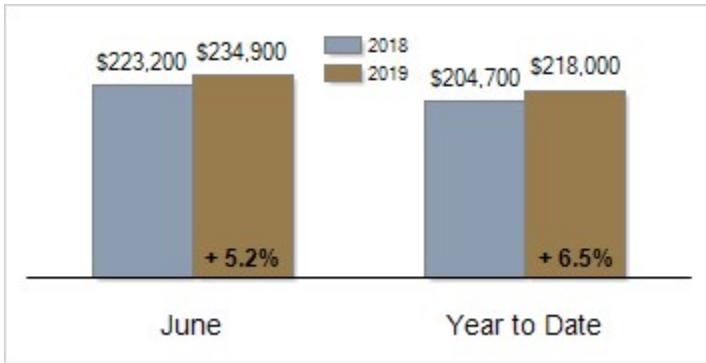
Activity: June



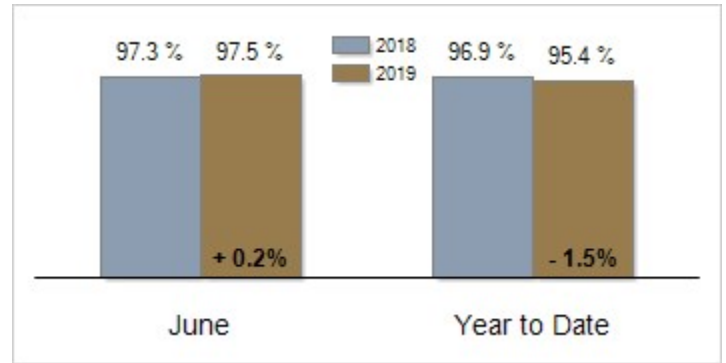
Activity: Year to Date



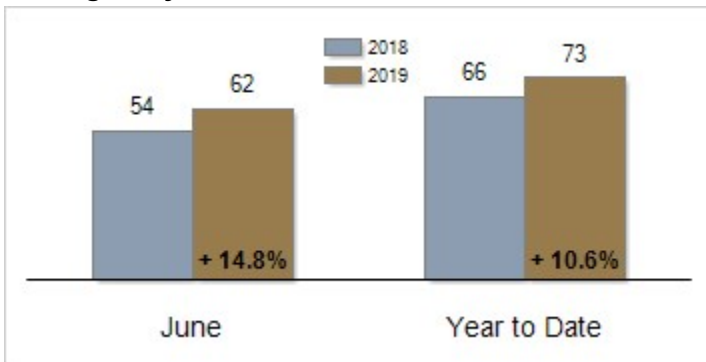
Median Sales Price



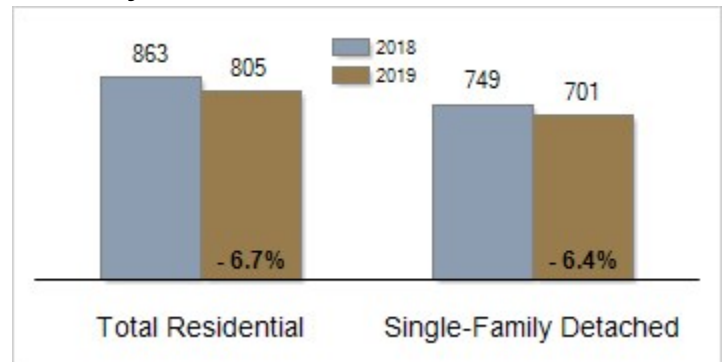
Percent of Original List Price Received at Sale



Average Days on Market Until Sale



Inventory of Homes for Sale: June



All information presented is based on data supplied by BRIGHT MLS. BRIGHT MLS does not guarantee nor is it responsible for its accuracy. Data maintained by the MLS may not reflect all real estate activities in the market. Information is deemed reliable but not guaranteed.