

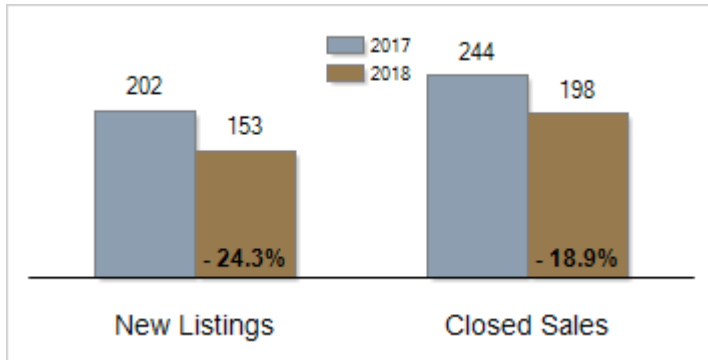


# Patterson-Schwartz Real Estate Residential Market Update

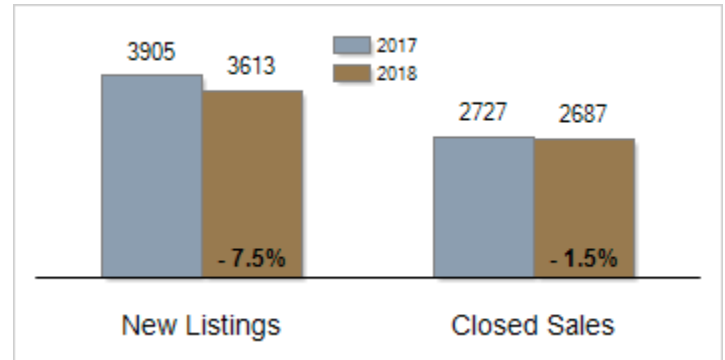
As of Friday, January 11, 2019 8:42:21 AM

All Kent County	December			Year To Date		
	2017	2018	Change	2017	2018	Change
New Listings	202	153	- 24.3%	3905	3613	- 7.5%
Closed Sales	244	198	- 18.9%	2727	2687	- 1.5%
Pending Sales	176	145	- 17.6%	2728	2659	- 2.5%
Median Sales Price	\$194,000	\$205,500	+ 5.9%	\$199,270	\$208,000	+ 4.4%
% of Original List Price Received at Sale	95.3%	95.2%	- 0.1%	95.6%	96.5%	+ 0.9%
Average Days on Market Until Sale	80	68	- 15.0%	81	64	- 21.0%
Total Residential Listing Inventory (as of 12/31)	623	765	+ 22.8%			
Single-Family Detached Inventory (as of 12/31)	524	686	+ 30.9%			

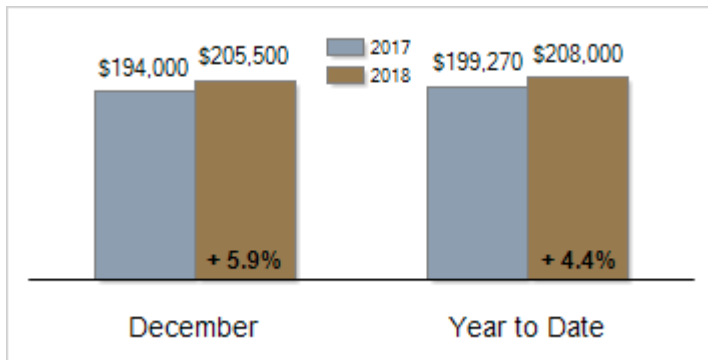
Activity: December



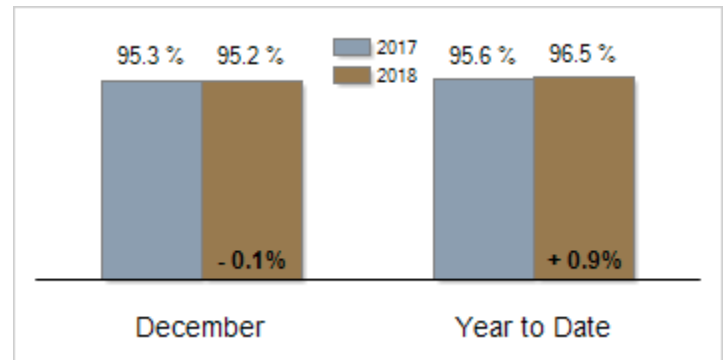
Activity: Year to Date



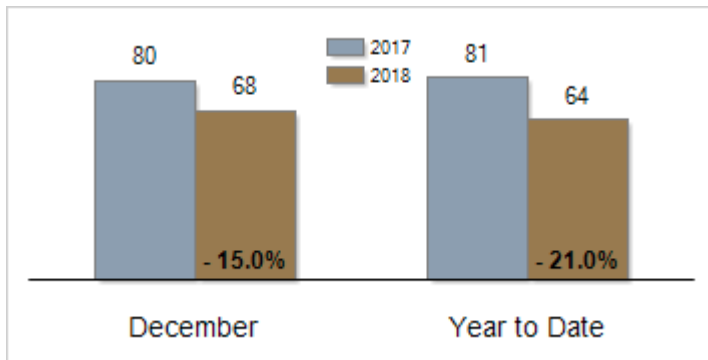
Median Sales Price



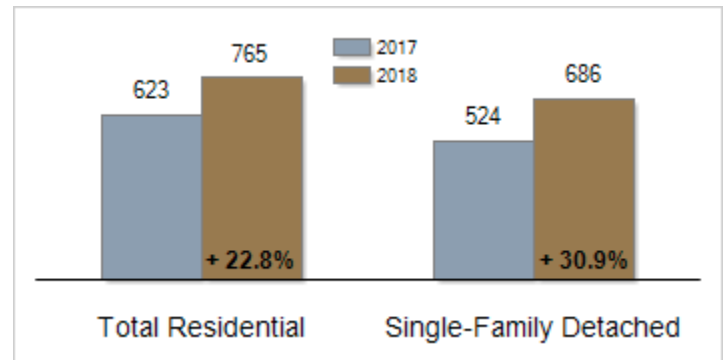
Percent of Original List Price Received at Sale



Average Days on Market Until Sale



Inventory of Homes for Sale: December



All information presented is based on data supplied by BRIGHT MLS. BRIGHT MLS does not guarantee nor is it responsible for its accuracy. Data maintained by the MLS may not reflect all real estate activities in the market. Information is deemed reliable but not guaranteed.