



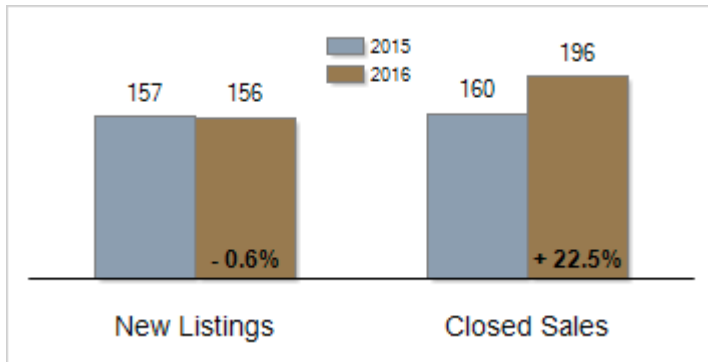
# Patterson-Schwartz Real Estate

## Residential Market Update

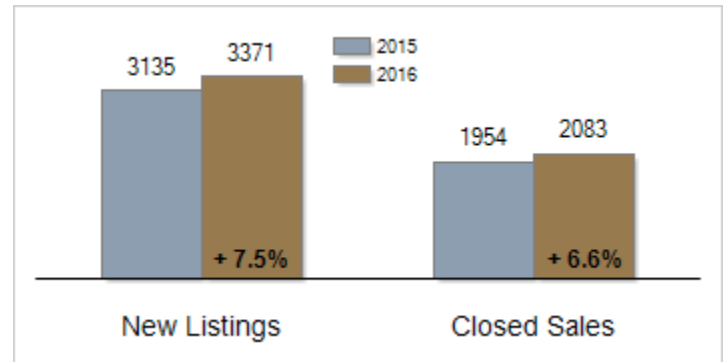
As of Wednesday, January 11, 2017 9:46:50 AM

All Kent County	December			Year To Date		
	2015	2016	Change	2015	2016	Change
<b>New Listings</b>	157	156	- 0.6%	3135	3371	+ 7.5%
<b>Closed Sales</b>	160	196	+ 22.5%	1954	2083	+ 6.6%
<b>Pending Sales</b>	117	162	+ 38.5%	1952	2131	+ 9.2%
<b>Median Sales Price</b>	\$196,040	\$184,250	- 6.0%	\$190,560	\$198,500	+ 4.2%
<b>% of Original List Price Received at Sale</b>	95.8%	95.9%	+ 0.1%	94.9%	94.8%	- 0.1%
<b>Average Days on Market Until Sale</b>	88	71	- 19.3%	90	86	- 4.4%
<b>Total Residential Listing Inventory (as of 12/31)</b>	1160	1118	- 3.6%			
<b>Single-Family Detached Inventory (as of 12/31)</b>	998	951	- 4.7%			

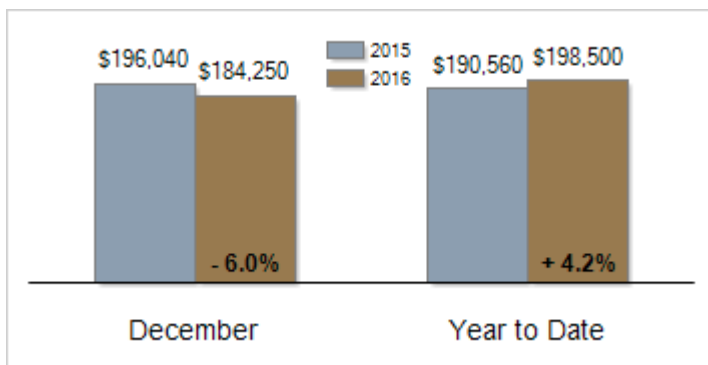
Activity: December



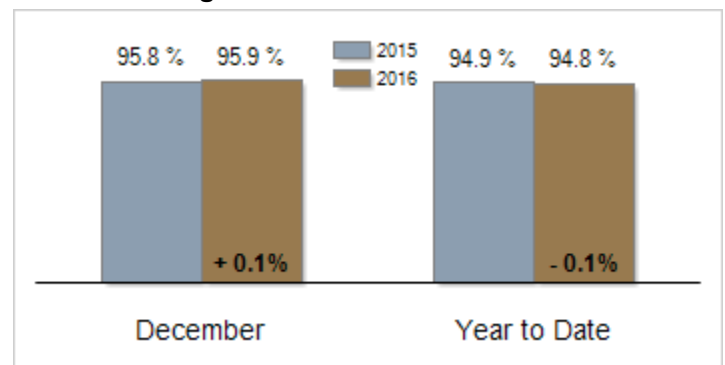
Activity: Year to Date



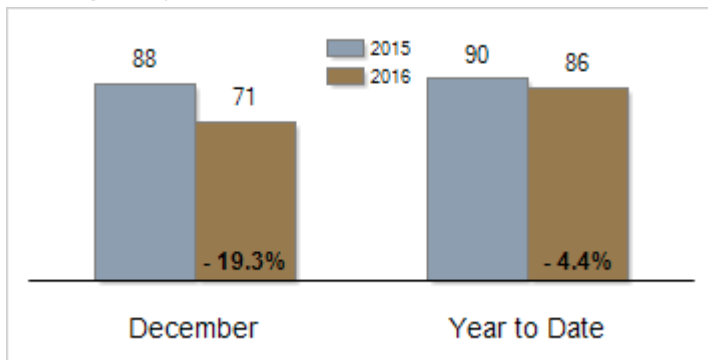
Median Sales Price



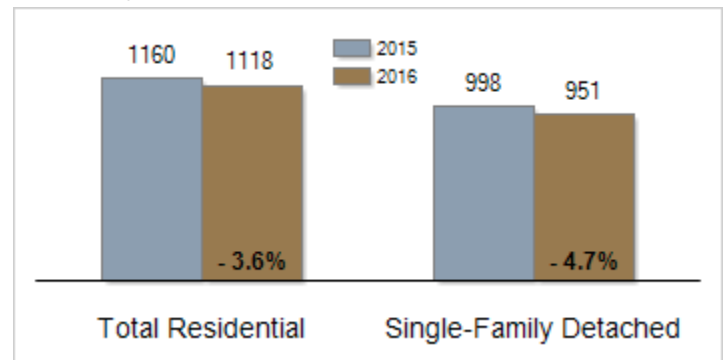
Percent of Original List Price Received at Sale



Average Days on Market Until Sale



Inventory of Homes for Sale: December



All information presented is based on data supplied by TReND MLS. TReND MLS does not guarantee nor is it responsible for its accuracy. Data maintained by the MLS may not reflect all real estate activities in the market. Information is deemed reliable but not guaranteed.