



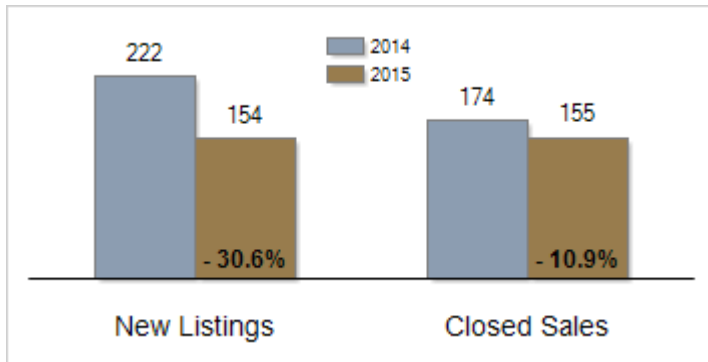
Patterson-Schwartz Real Estate

Residential Market Update

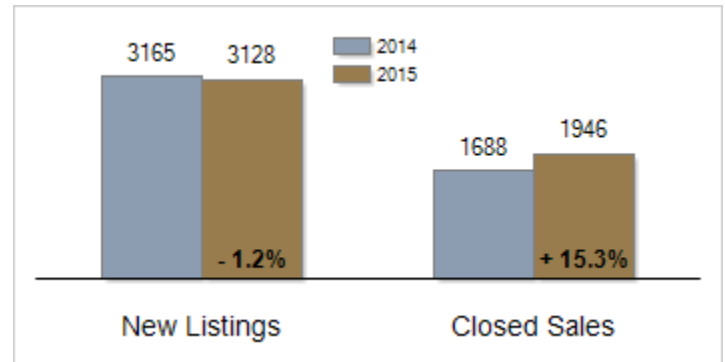
As of Friday, January 08, 2016 3:18:25 PM

All Kent County	December			Year To Date		
	2014	2015	Change	2014	2015	Change
New Listings	222	154	- 30.6%	3165	3128	- 1.2%
Closed Sales	174	155	- 10.9%	1688	1946	+ 15.3%
Pending Sales	120	125	+ 4.2%	1744	1974	+ 13.2%
Median Sales Price	\$184,500	\$195,000	+ 5.7%	\$185,000	\$190,500	+ 3.0%
% of Original List Price Received at Sale	95.8%	95.8%	+ 0.0%	94.6%	94.9%	+ 0.3%
Average Days on Market Until Sale	84	89	+ 6.0%	99	90	- 9.1%
Total Residential Listing Inventory (as of 12/31)	1193	1102	- 7.6%			
Single-Family Detached Inventory (as of 12/31)	1026	950	- 7.4%			

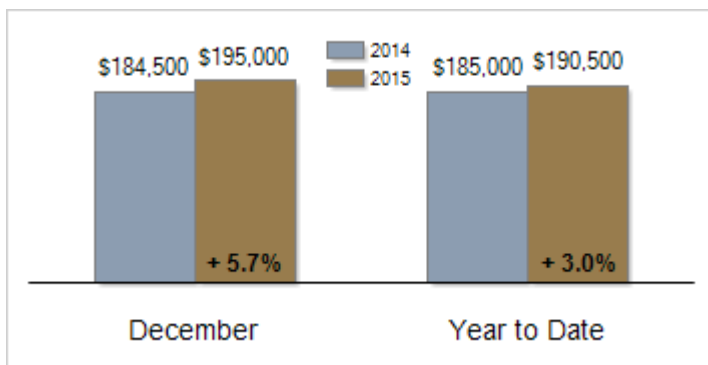
Activity: December



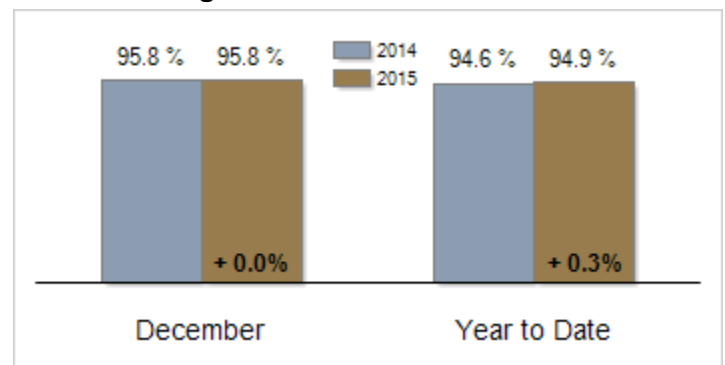
Activity: Year to Date



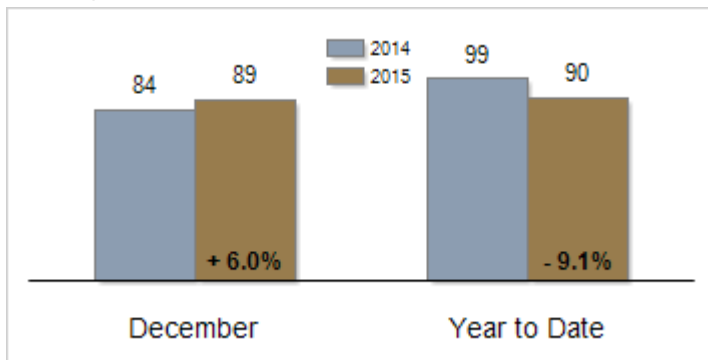
Median Sales Price



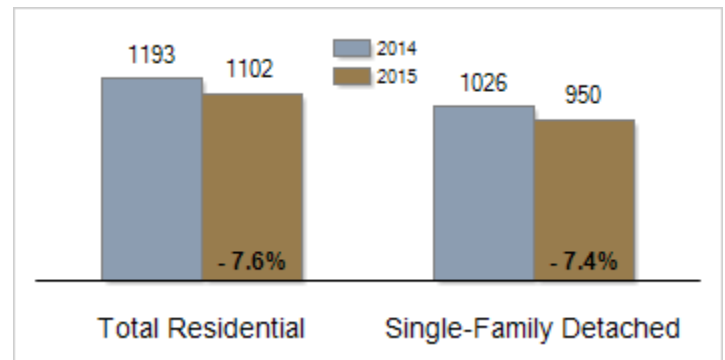
Percent of Original List Price Received at Sale



Average Days on Market Until Sale



Inventory of Homes for Sale: December



All information presented is based on data supplied by TReND MLS. TReND MLS does not guarantee nor is it responsible for its accuracy. Data maintained by the MLS may not reflect all real estate activities in the market. Information is deemed reliable but not guaranteed.