

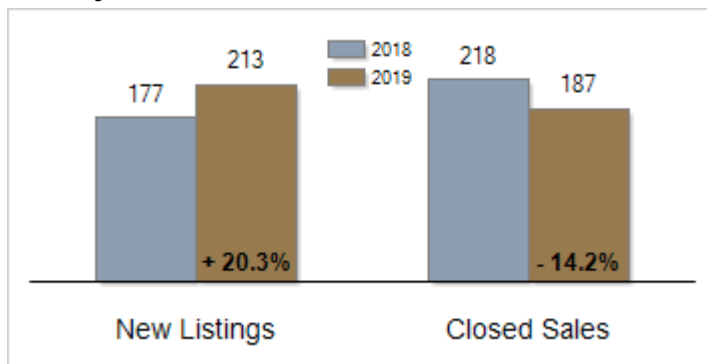


Patterson-Schwartz Real Estate Residential Market Update

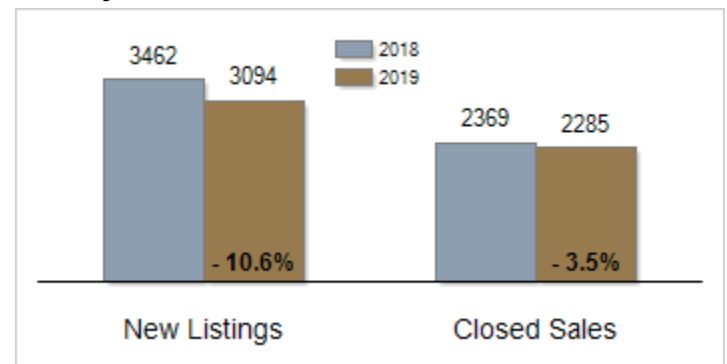
As of Friday, December 06, 2019 11:38:23 AM

All Kent County	November			Year To Date		
	2018	2019	Change	2018	2019	Change
New Listings	177	213	+ 20.3%	3462	3094	- 10.6%
Closed Sales	218	187	- 14.2%	2369	2285	- 3.5%
Pending Sales	178	176	- 1.1%	2395	2412	+ 0.7%
Median Sales Price	\$214,750	\$225,000	+ 4.8%	\$209,900	\$225,000	+ 7.2%
% of Original List Price Received at Sale	96.5%	96.8%	+ 0.3%	96.6%	96.3%	- 0.3%
Average Days on Market Until Sale	65	59	- 9.2%	63	62	- 1.6%

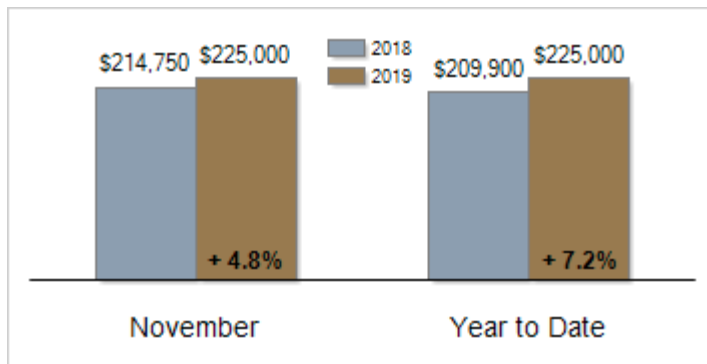
Activity: November



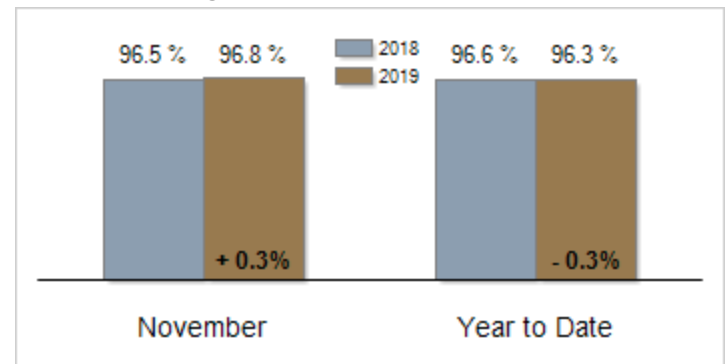
Activity: Year to Date



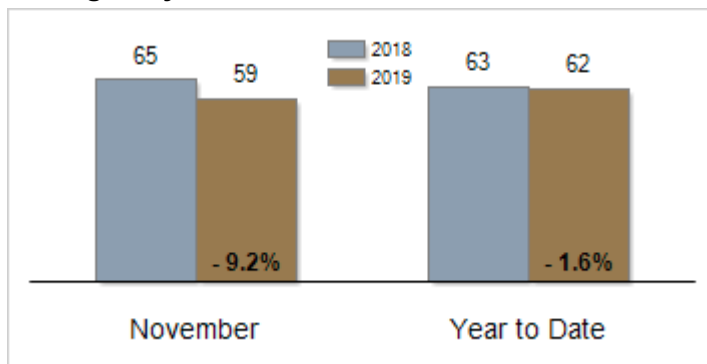
Median Sales Price



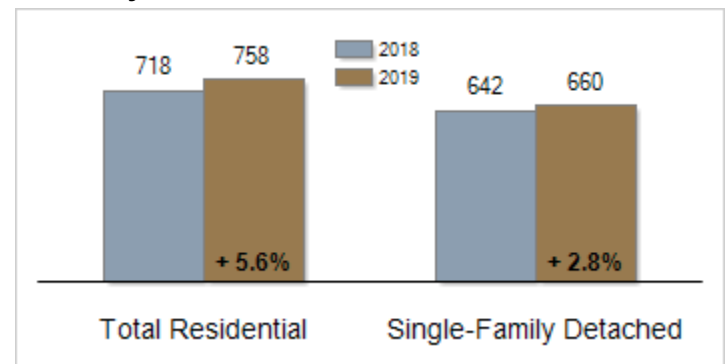
Percent of Original List Price Received at Sale



Average Days on Market Until Sale



Inventory of Homes for Sale: November



All information presented is based on data supplied by BRIGHT MLS. BRIGHT MLS does not guarantee nor is it responsible for its accuracy. Data maintained by the MLS may not reflect all real estate activities in the market. Information is deemed reliable but not guaranteed.