

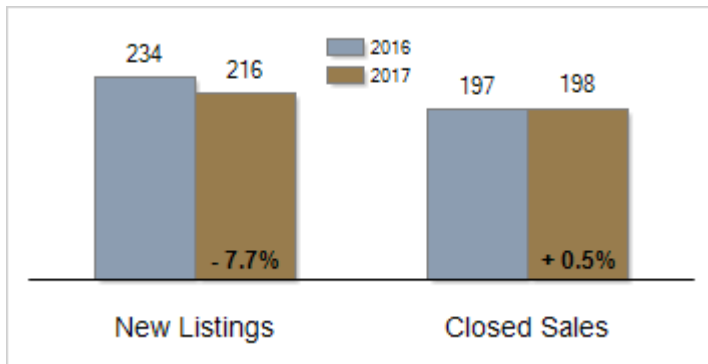


Patterson-Schwartz Real Estate Residential Market Update

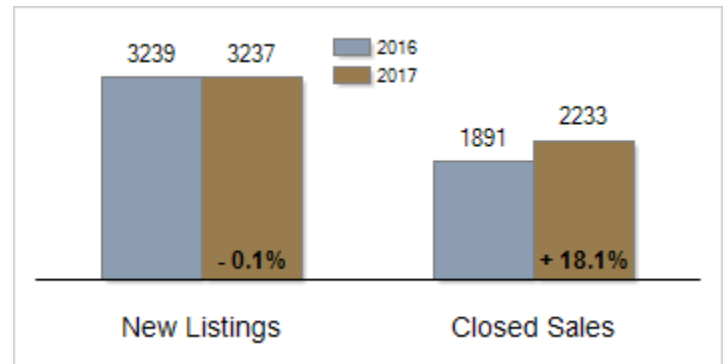
As of Wednesday, December 13, 2017 12:11:21 PM

All Kent County	November			Year To Date		
	2016	2017	Change	2016	2017	Change
New Listings	234	216	- 7.7%	3239	3237	- 0.1%
Closed Sales	197	198	+ 0.5%	1891	2233	+ 18.1%
Pending Sales	162	163	+ 0.6%	1960	2289	+ 16.8%
Median Sales Price	\$206,000	\$198,950	- 3.4%	\$199,000	\$200,000	+ 0.5%
% of Original List Price Received at Sale	95.7%	96.0%	+ 0.3%	94.7%	95.6%	+ 0.9%
Average Days on Market Until Sale	81	74	- 8.6%	87	82	- 5.7%
Total Residential Listing Inventory (as of 11/30)	1313	982	- 25.2%			
Single-Family Detached Inventory (as of 11/30)	1126	829	- 26.4%			

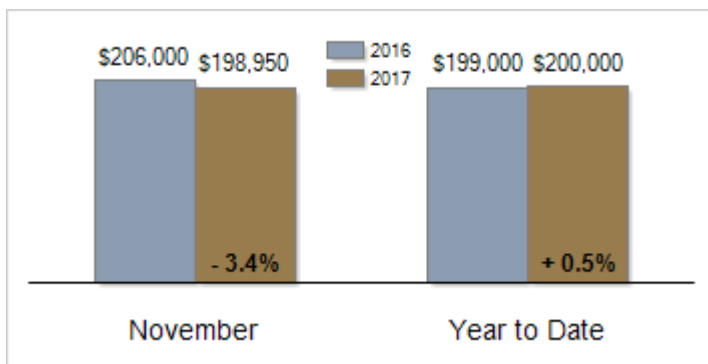
Activity: November



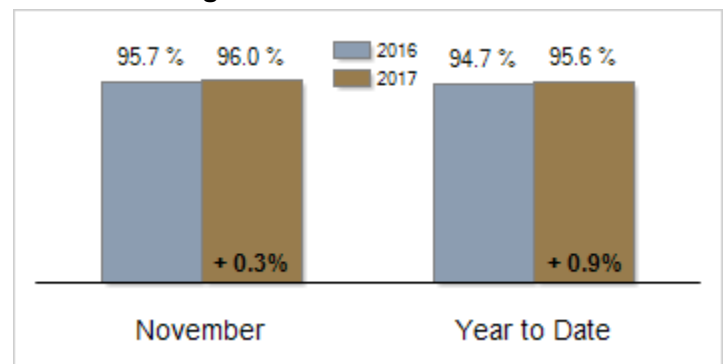
Activity: Year to Date



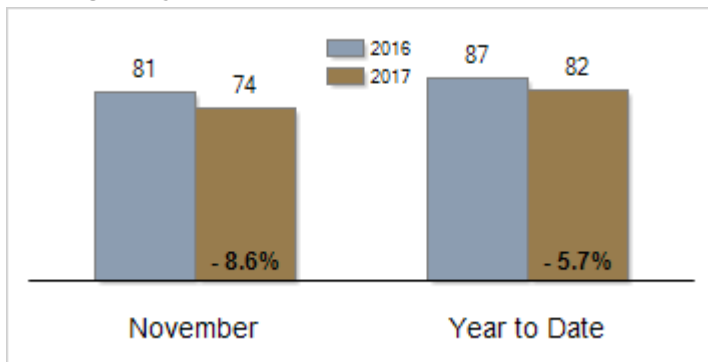
Median Sales Price



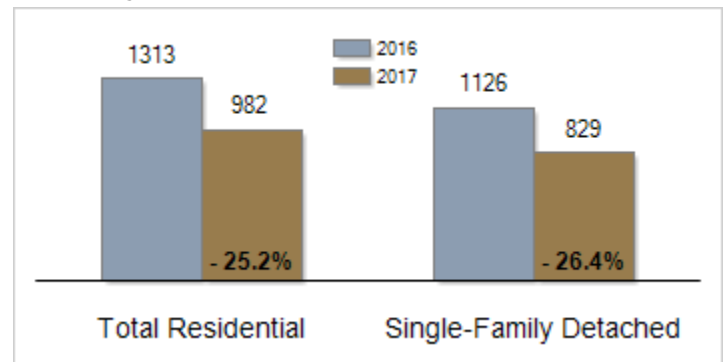
Percent of Original List Price Received at Sale



Average Days on Market Until Sale



Inventory of Homes for Sale: November



All information presented is based on data supplied by TRend MLS. TRend MLS does not guarantee nor is it responsible for its accuracy. Data maintained by the MLS may not reflect all real estate activities in the market. Information is deemed reliable but not guaranteed.