

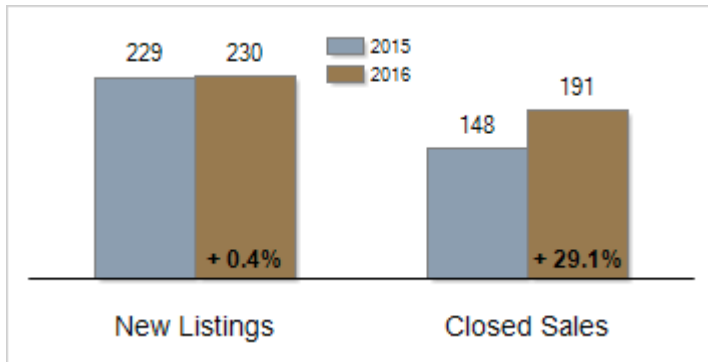


# Patterson-Schwartz Real Estate Residential Market Update

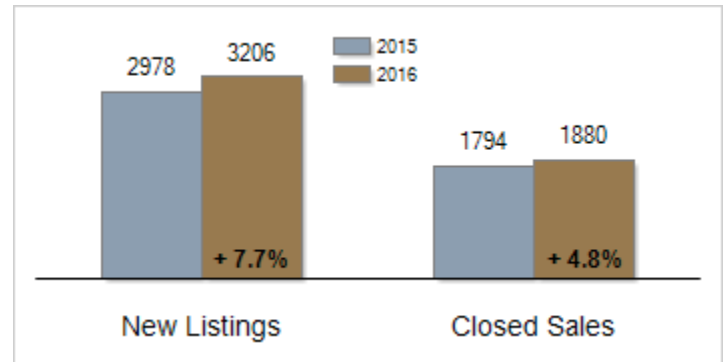
As of Friday, December 09, 2016 4:12:27 PM

All Kent County	November			Year To Date		
	2015	2016	Change	2015	2016	Change
<b>New Listings</b>	229	230	+ 0.4%	2978	3206	+ 7.7%
<b>Closed Sales</b>	148	191	+ 29.1%	1794	1880	+ 4.8%
<b>Pending Sales</b>	140	165	+ 17.9%	1835	1972	+ 7.5%
<b>Median Sales Price</b>	\$189,000	\$204,900	+ 8.4%	\$190,222	\$199,000	+ 4.6%
<b>% of Original List Price Received at Sale</b>	95.4%	95.3%	- 0.1%	94.8%	94.7%	- 0.1%
<b>Average Days on Market Until Sale</b>	87	83	- 4.6%	90	87	- 3.3%
<b>Total Residential Listing Inventory (as of 11/30)</b>	1238	1214	- 1.9%			
<b>Single-Family Detached Inventory (as of 11/30)</b>	1060	1051	- 0.8%			

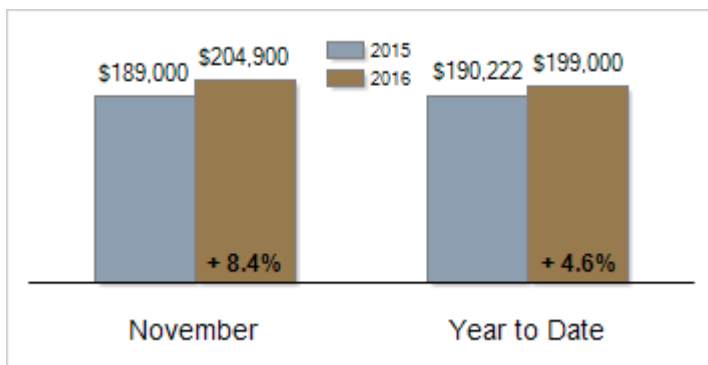
Activity: November



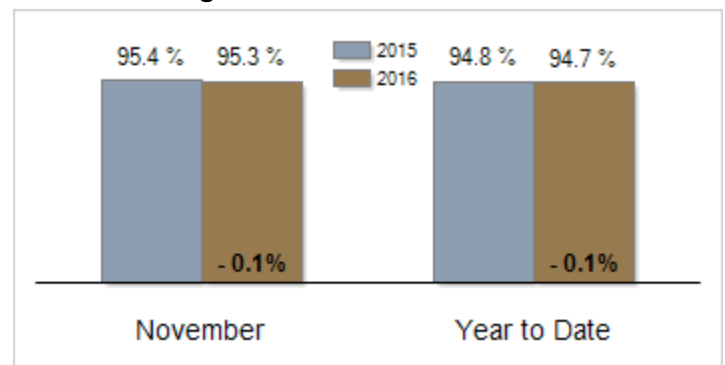
Activity: Year to Date



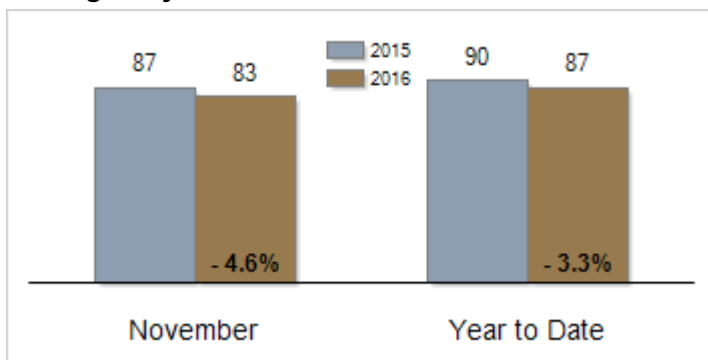
Median Sales Price



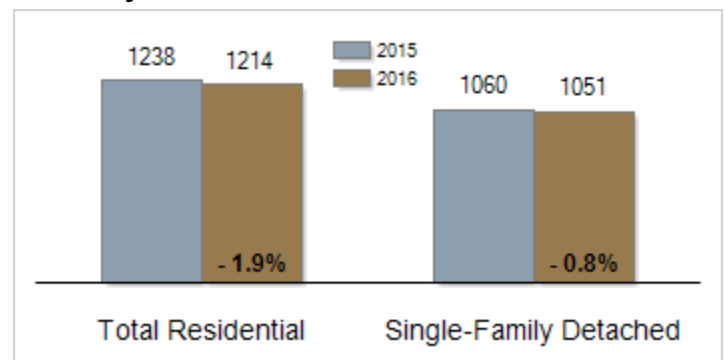
Percent of Original List Price Received at Sale



Average Days on Market Until Sale



Inventory of Homes for Sale: November



All information presented is based on data supplied by TReND MLS. TReND MLS does not guarantee nor is it responsible for its accuracy. Data maintained by the MLS may not reflect all real estate activities in the market. Information is deemed reliable but not guaranteed.