

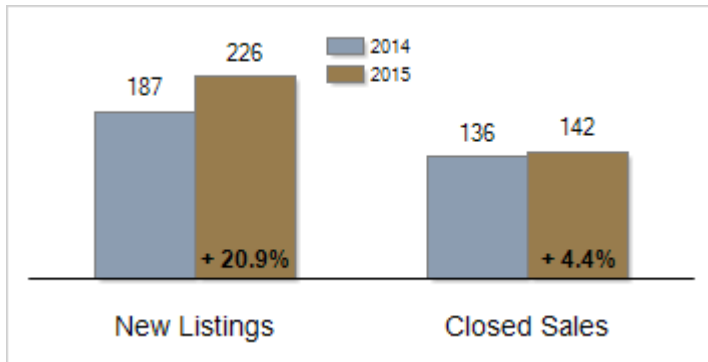


Patterson-Schwartz Real Estate Residential Market Update

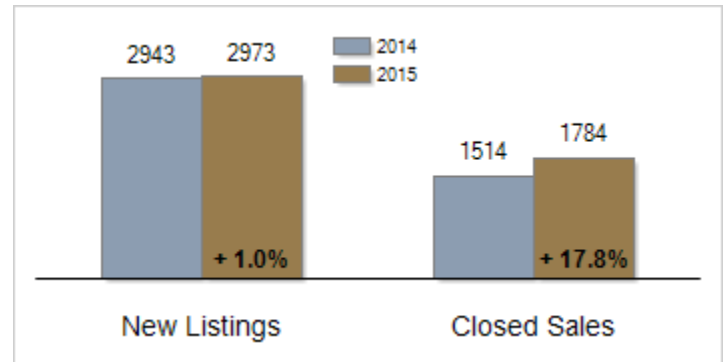
As of Friday, December 11, 2015 8:45:38 AM

All Kent County	November			Year To Date		
	2014	2015	Change	2014	2015	Change
New Listings	187	226	+ 20.9%	2943	2973	+ 1.0%
Closed Sales	136	142	+ 4.4%	1514	1784	+ 17.8%
Pending Sales	117	134	+ 14.5%	1624	1850	+ 13.9%
Median Sales Price	\$183,500	\$179,500	- 2.2%	\$185,000	\$190,000	+ 2.7%
% of Original List Price Received at Sale	94.5%	95.2%	+ 0.7%	94.5%	94.8%	+ 0.3%
Average Days on Market Until Sale	87	92	+ 5.7%	101	91	- 9.9%
Total Residential Listing Inventory (as of 11/30)	1288	1188	- 7.8%			
Single-Family Detached Inventory (as of 11/30)	1111	1013	- 8.8%			

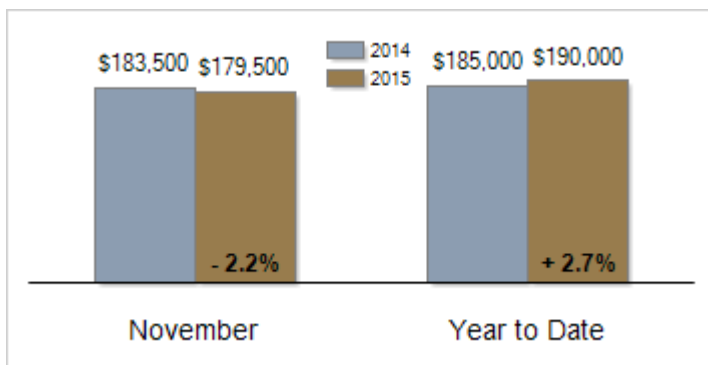
Activity: November



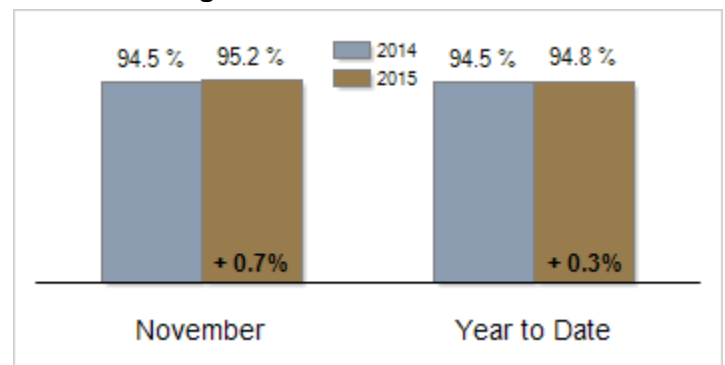
Activity: Year to Date



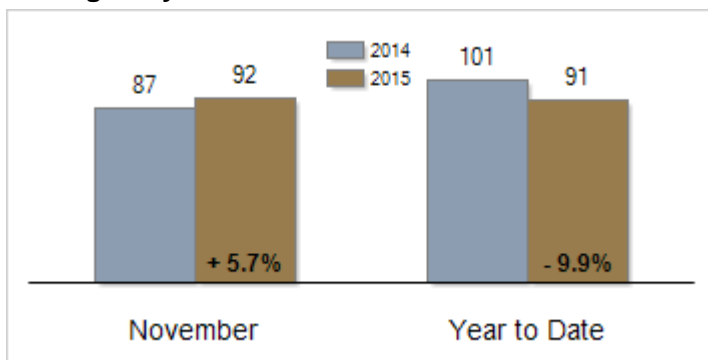
Median Sales Price



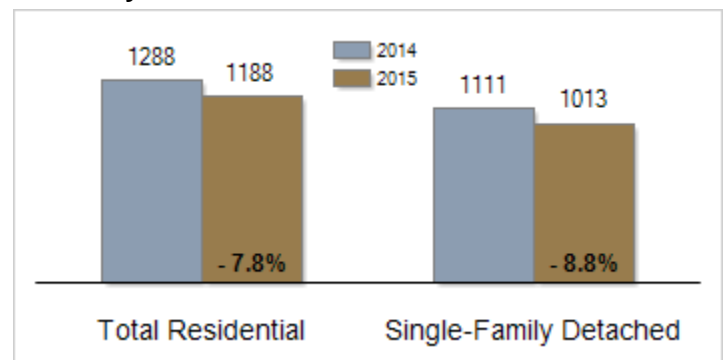
Percent of Original List Price Received at Sale



Average Days on Market Until Sale



Inventory of Homes for Sale: November



All information presented is based on data supplied by TReND MLS. TReND MLS does not guarantee nor is it responsible for its accuracy. Data maintained by the MLS may not reflect all real estate activities in the market. Information is deemed reliable but not guaranteed.