

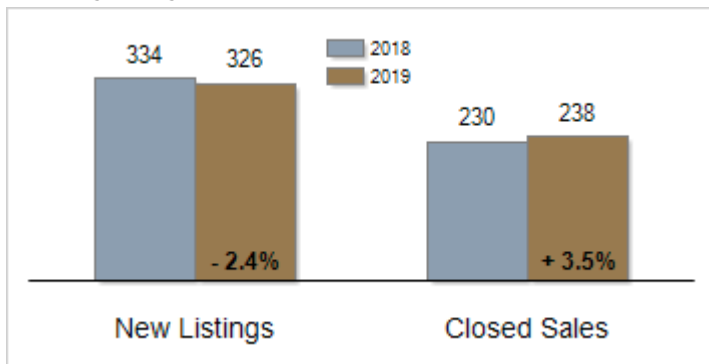


Patterson-Schwartz Real Estate Residential Market Update

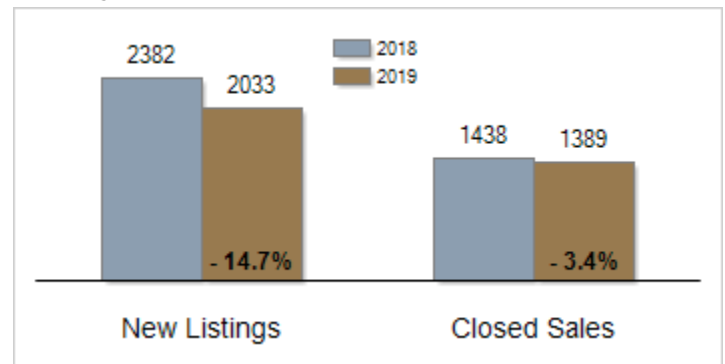
As of Wednesday, August 07, 2019 3:59:57 PM

All Kent County	July			Year To Date		
	2018	2019	Change	2018	2019	Change
New Listings	334	326	- 2.4%	2382	2033	- 14.7%
Closed Sales	230	238	+ 3.5%	1438	1389	- 3.4%
Pending Sales	226	219	- 3.1%	1576	1532	- 2.8%
Median Sales Price	\$208,000	\$235,000	+ 13.0%	\$205,000	\$220,000	+ 7.3%
% of Original List Price Received at Sale	96.2%	97.4%	+ 1.2%	96.8%	95.7%	- 1.1%
Average Days on Market Until Sale	53	55	+ 3.8%	64	71	+ 10.9%

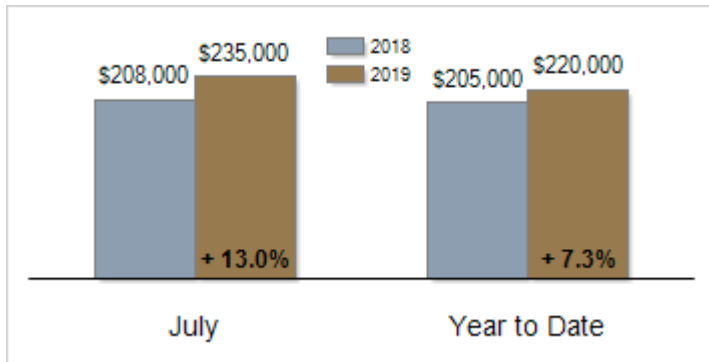
Activity: July



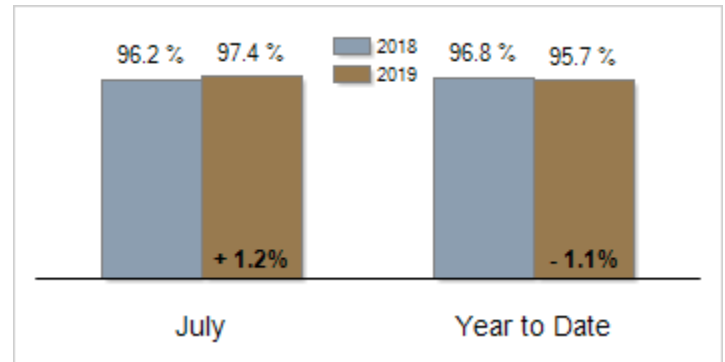
Activity: Year to Date



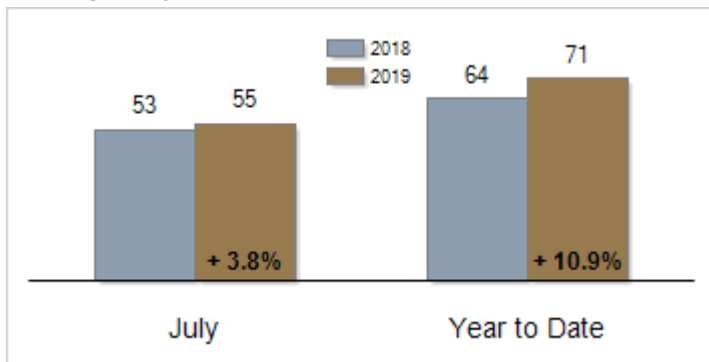
Median Sales Price



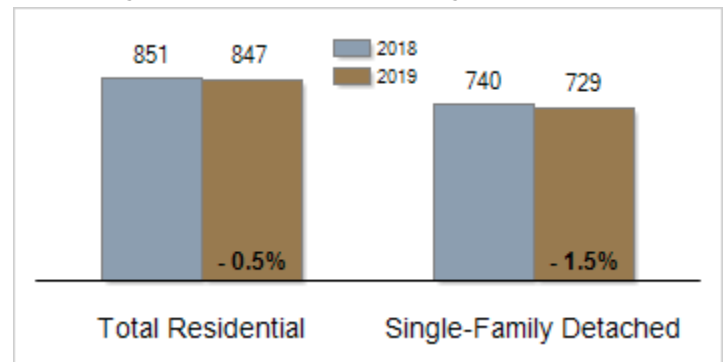
Percent of Original List Price Received at Sale



Average Days on Market Until Sale



Inventory of Homes for Sale: July



All information presented is based on data supplied by BRIGHT MLS. BRIGHT MLS does not guarantee nor is it responsible for its accuracy. Data maintained by the MLS may not reflect all real estate activities in the market. Information is deemed reliable but not guaranteed.