



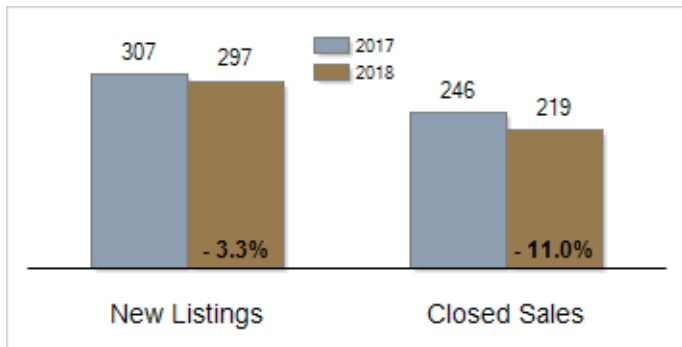
Patterson-Schwartz Real Estate

Residential Market Update

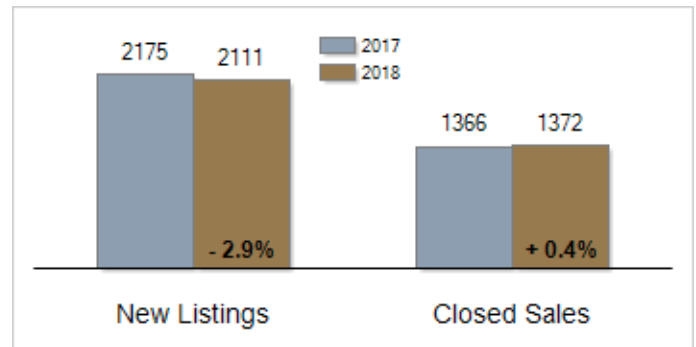
As of Saturday, August 11, 2018 10:43:20 AM

All Kent County	July			Year To Date		
	2017	2018	Change	2017	2018	Change
New Listings	307	297	- 3.3%	2175	2111	- 2.9%
Closed Sales	246	219	- 11.0%	1366	1372	+ 0.4%
Pending Sales	255	204	- 20.0%	1510	1493	- 1.1%
Median Sales Price	\$190,500	\$208,000	+ 9.2%	\$196,000	\$205,000	+ 4.6%
% of Original List Price Received at Sale	96.4%	96.1%	- 0.3%	95.4%	96.6%	+ 1.2%
Average Days on Market Until Sale	85	58	- 31.8%	88	66	- 25.0%
Total Residential Listing Inventory (as of 07/31)	1183	941	- 20.5%			
Single-Family Detached Inventory (as of 07/31)	1028	831	- 19.2%			

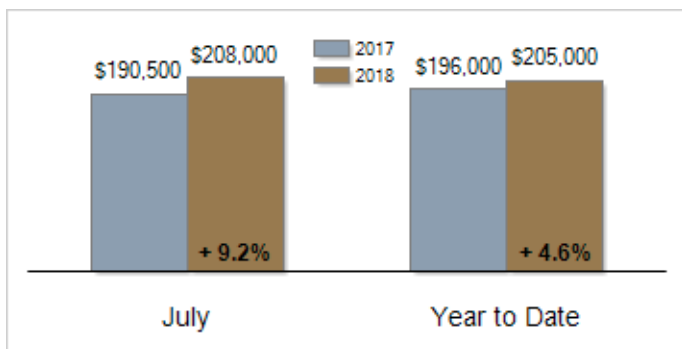
Activity: July



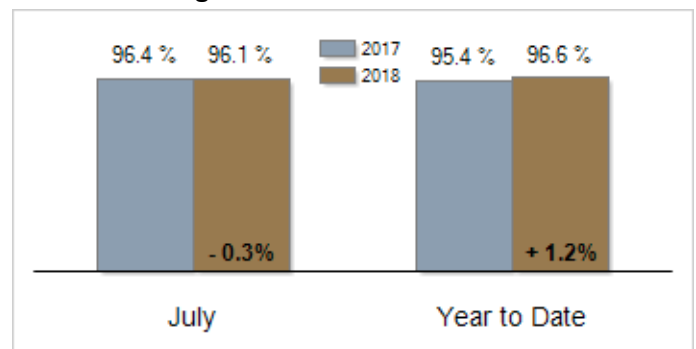
Activity: Year to Date



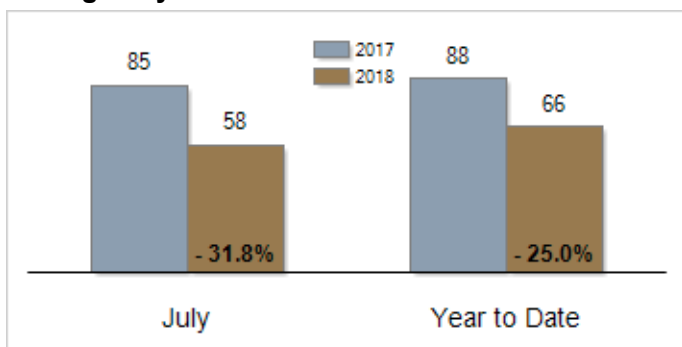
Median Sales Price



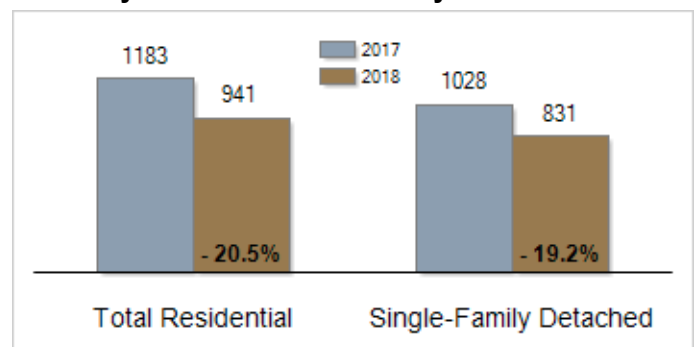
Percent of Original List Price Received at Sale



Average Days on Market Until Sale



Inventory of Homes for Sale: July



All information presented is based on data supplied by TReND MLS. TReND MLS does not guarantee nor is it responsible for its accuracy. Data maintained by the MLS may not reflect all real estate activities in the market. Information is deemed reliable but not guaranteed.