

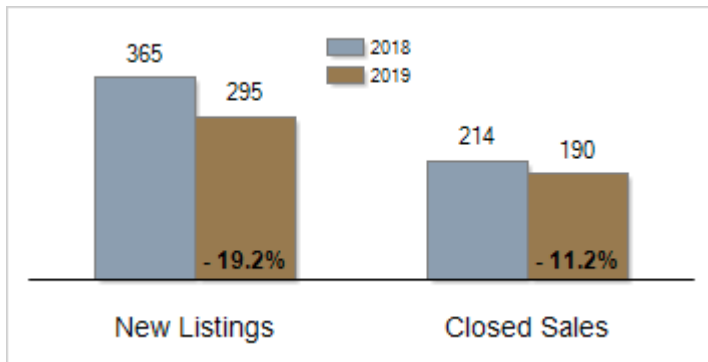


Patterson-Schwartz Real Estate Residential Market Update

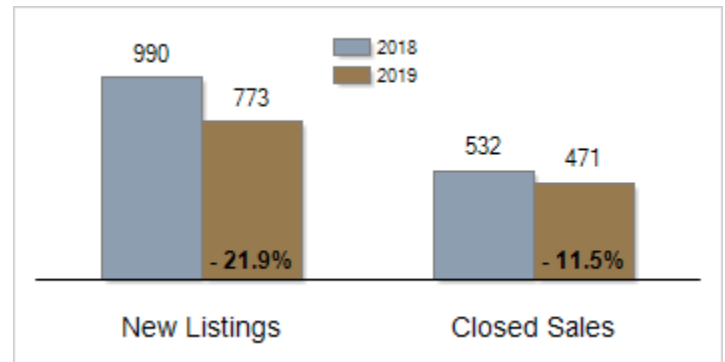
As of Wednesday, April 10, 2019 3:57:34 PM

All Kent County	March			Year To Date		
	2018	2019	Change	2018	2019	Change
New Listings	365	295	- 19.2%	990	773	- 21.9%
Closed Sales	214	190	- 11.2%	532	471	- 11.5%
Pending Sales	236	194	- 17.8%	648	561	- 13.4%
Median Sales Price	\$195,500	\$215,500	+ 10.2%	\$192,500	\$217,000	+ 12.7%
% of Original List Price Received at Sale	96.0%	95.6%	- 0.4%	96.5%	96.1%	- 0.4%
Average Days on Market Until Sale	80	80	+ 0.0%	72	78	+ 8.3%

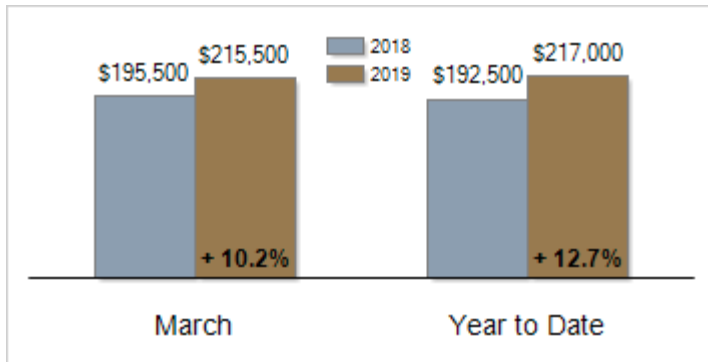
Activity: March



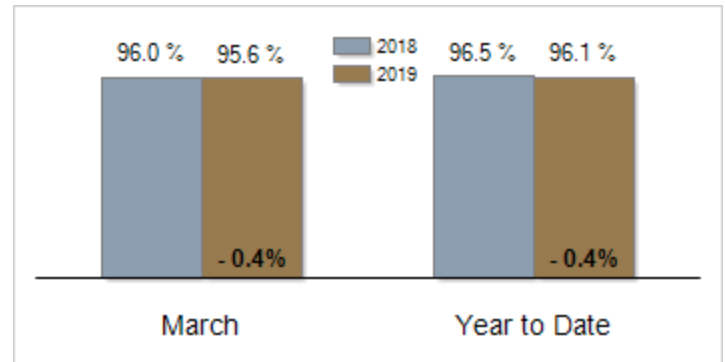
Activity: Year to Date



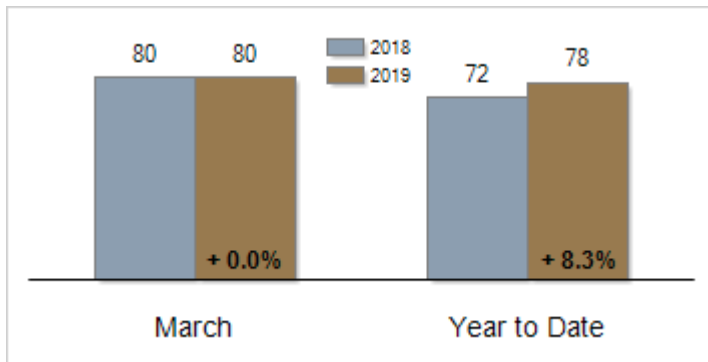
Median Sales Price



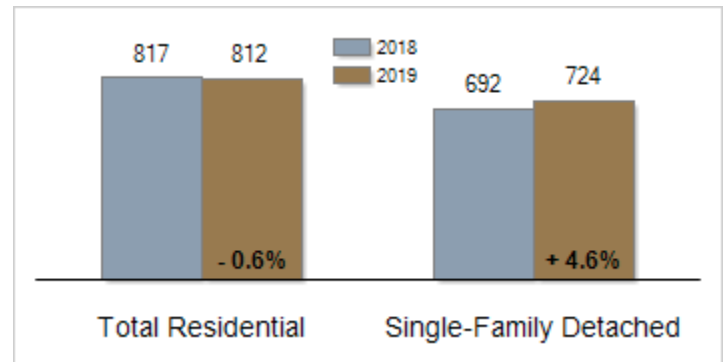
Percent of Original List Price Received at Sale



Average Days on Market Until Sale



Inventory of Homes for Sale: March



All information presented is based on data supplied by BRIGHT MLS. BRIGHT MLS does not guarantee nor is it responsible for its accuracy. Data maintained by the MLS may not reflect all real estate activities in the market. Information is deemed reliable but not guaranteed.