

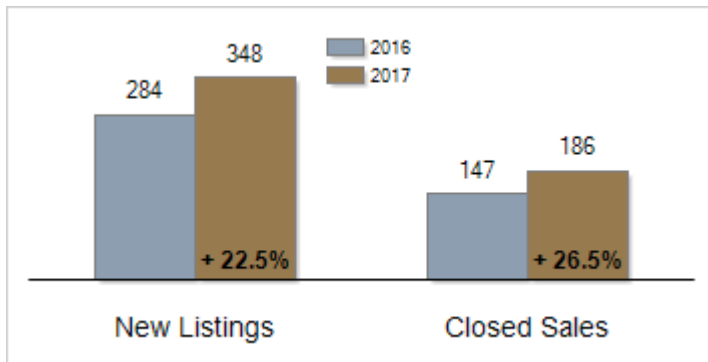


Patterson-Schwartz Real Estate Residential Market Update

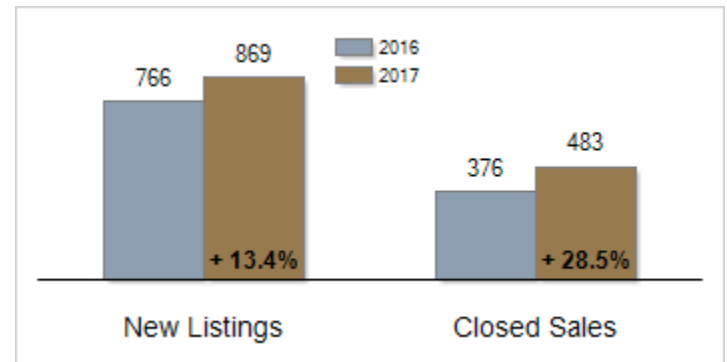
As of Tuesday, April 11, 2017 9:51:24 AM

All Kent County	March			Year To Date		
	2016	2017	Change	2016	2017	Change
New Listings	284	348	+ 22.5%	766	869	+ 13.4%
Closed Sales	147	186	+ 26.5%	376	483	+ 28.5%
Pending Sales	199	223	+ 12.1%	472	572	+ 21.2%
Median Sales Price	\$195,721	\$195,000	- 0.4%	\$193,736	\$194,000	+ 0.1%
% of Original List Price Received at Sale	95.1%	95.1%	+ 0.0%	94.9%	93.9%	- 1.0%
Average Days on Market Until Sale	99	95	- 4.0%	94	95	+ 1.1%
Total Residential Listing Inventory (as of 03/31)	1220	1133	- 7.1%			
Single-Family Detached Inventory (as of 03/31)	1036	981	- 5.3%			

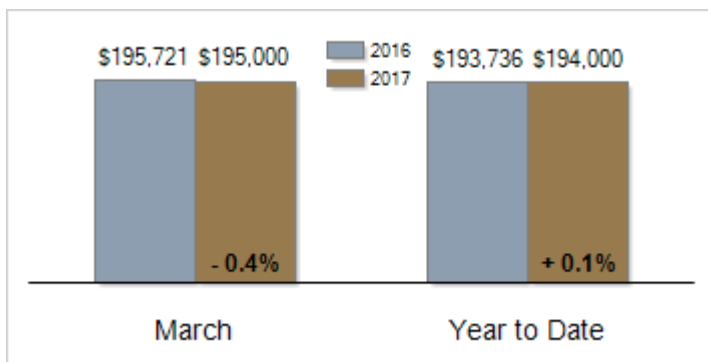
Activity: March



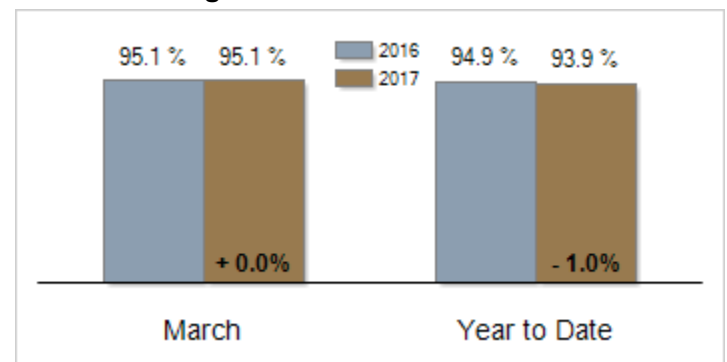
Activity: Year to Date



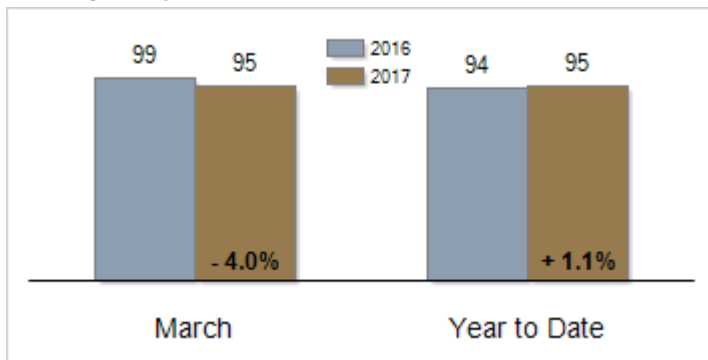
Median Sales Price



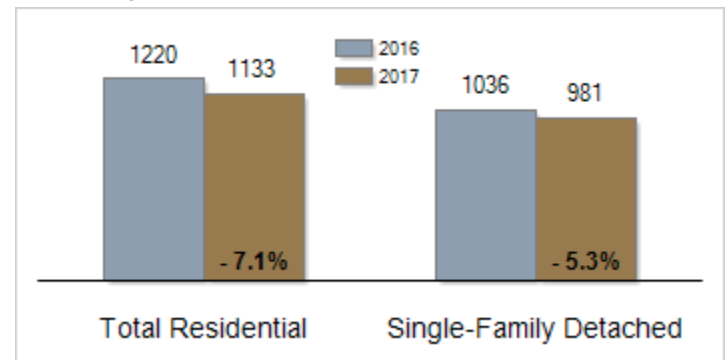
Percent of Original List Price Received at Sale



Average Days on Market Until Sale



Inventory of Homes for Sale: March



All information presented is based on data supplied by TRend MLS. TRend MLS does not guarantee nor is it responsible for its accuracy. Data maintained by the MLS may not reflect all real estate activities in the market. Information is deemed reliable but not guaranteed.