



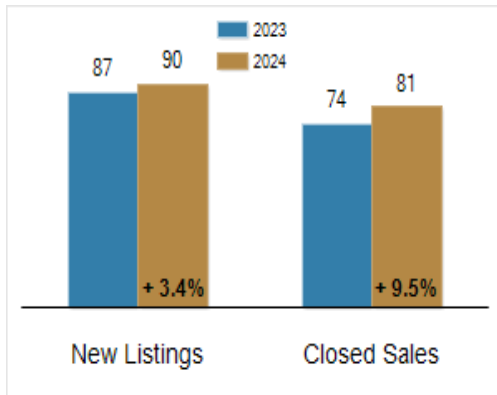
Patterson-Schwartz Real Estate

Residential Market Update

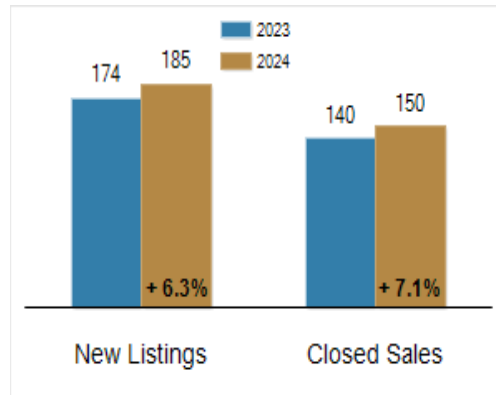
As of Tuesday, March 5, 2024 12:53:53 PM

All Cecil County	February			Year To Date		
	2023	2024	Change	2023	2024	Change
New Listings	87	90	+ 3.4%	174	185	+ 6.3%
Closed Sales	74	81	+ 9.5%	140	150	+ 7.1%
Pending Sales	62	69	+ 11.3%	148	154	+ 4.1%
Median Sales Price	\$287,000	\$360,000	+ 25.4%	\$326,000	\$340,000	+ 4.3%
% of Original List Price Received at Sale	94.9%	98.0%	+ 3.1%	96.1%	98.2%	+ 2.1%
Average Days on Market Until Sale	38	28	- 26.3%	32	29	- 9.4%

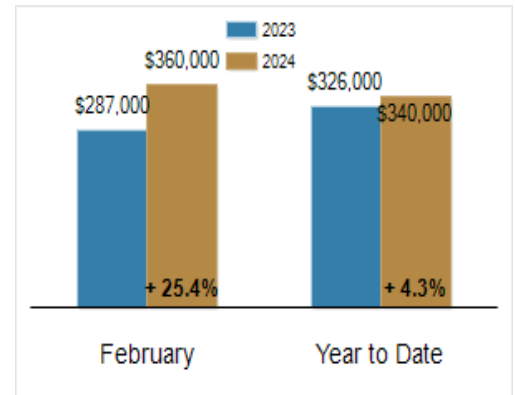
Activity: February



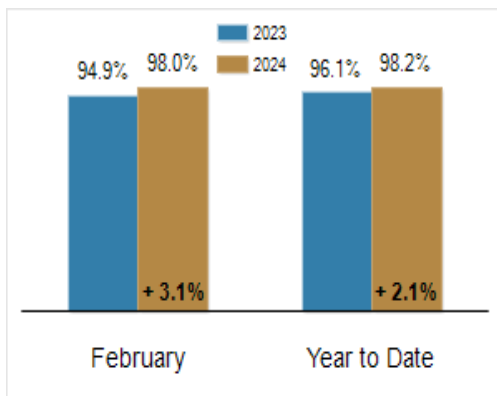
Activity: Year to Date



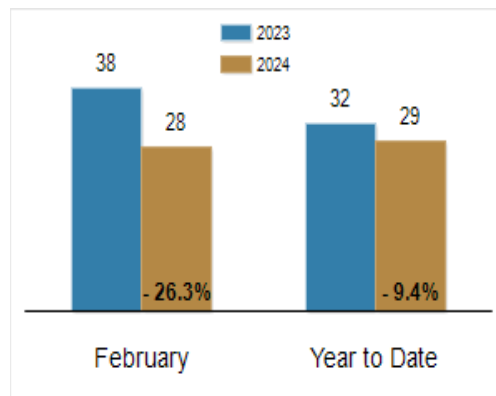
Median Sales Price



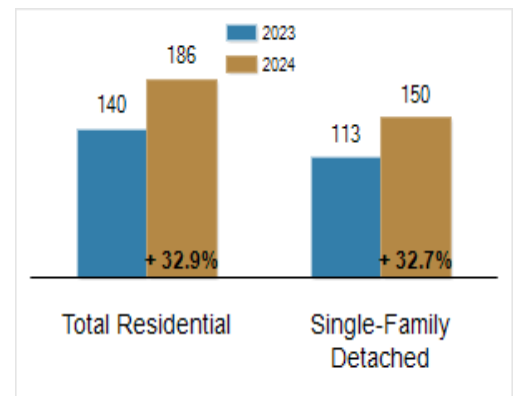
Percent of Original List Price Received at Sale



Average Days on Market Until Sale



Inventory of Homes for Sale: February



All information presented is based on data supplied by BRIGHT MLS. BRIGHT MLS does not guarantee nor is it responsible for its accuracy. Data maintained by the MLS may not reflect all real estate activities in the market. Information is deemed reliable but not guaranteed.