



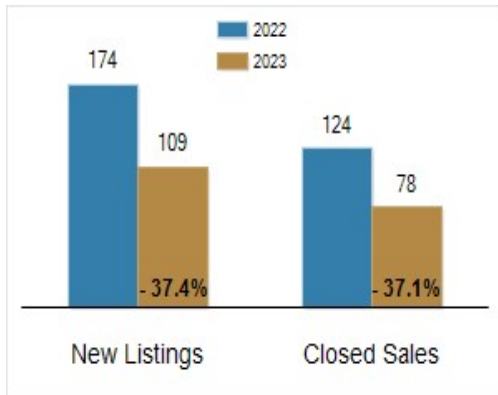
# Patterson-Schwartz Real Estate

## Residential Market Update

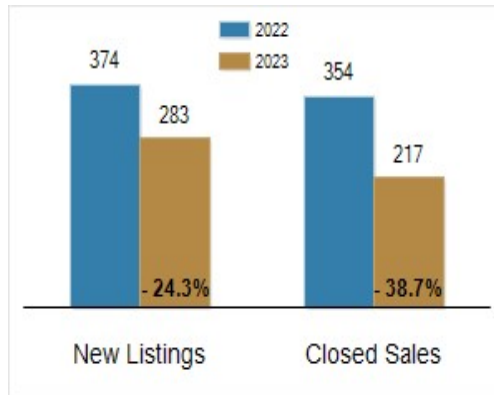
As of Monday, April 10, 2023 9:37:14 AM

All Cecil County	March			Year To Date		
	2022	2023	Change	2022	2023	Change
New Listings	174	109	- 37.4%	374	283	- 24.3%
Closed Sales	124	78	- 37.1%	354	217	- 38.7%
Pending Sales	113	84	- 25.7%	324	228	- 29.6%
Median Sales Price	\$300,000	\$314,000	+ 4.7%	\$300,000	\$320,000	+ 6.7%
% of Original List Price Received at Sale	100.8%	98.2%	- 2.6%	99.8%	96.8%	- 3.0%
Average Days on Market Until Sale	27	24	- 11.1%	25	29	+ 16.0%
Total Residential Listing Inventory (as of 03/31)	146	161	+ 10.3%			
Single-Family Detached Inventory (as of 03/31)	100	121	+ 21.0%			

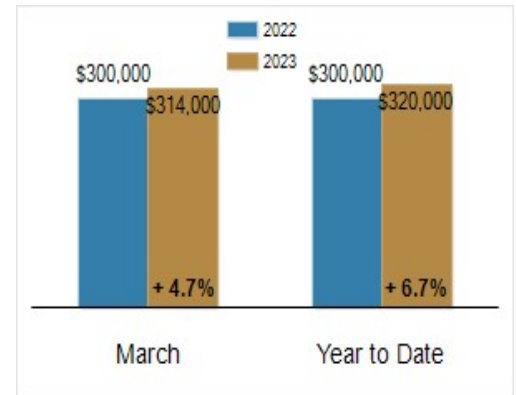
**Activity: March**



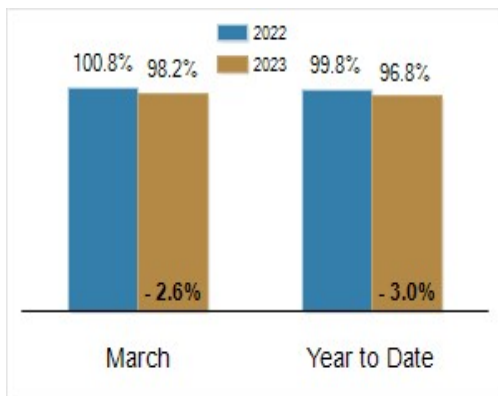
**Activity: Year to Date**



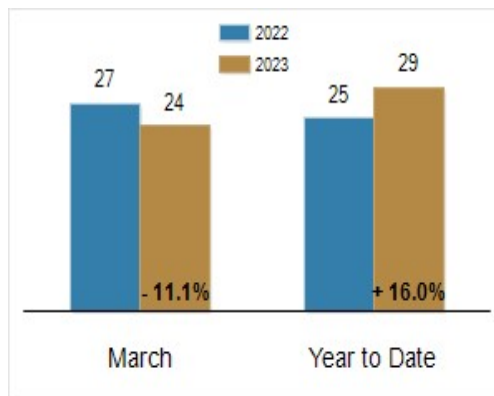
**Median Sales Price**



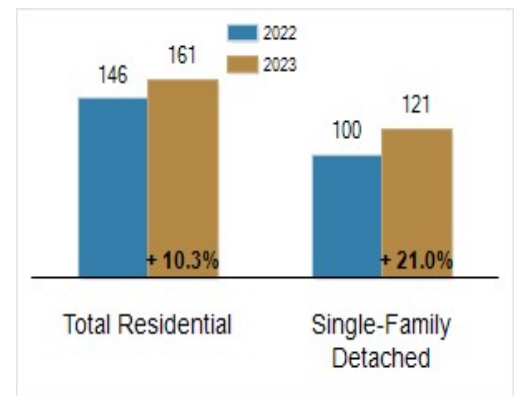
**Percent of Original List Price Received at Sale**



**Average Days on Market Until Sale**



**Inventory of Homes for Sale: March**



All information presented is based on data supplied by BRIGHT MLS. BRIGHT MLS does not guarantee nor is it responsible for its accuracy. Data maintained by the MLS may not reflect all real estate activities in the market. Information is deemed reliable but not guaranteed.