



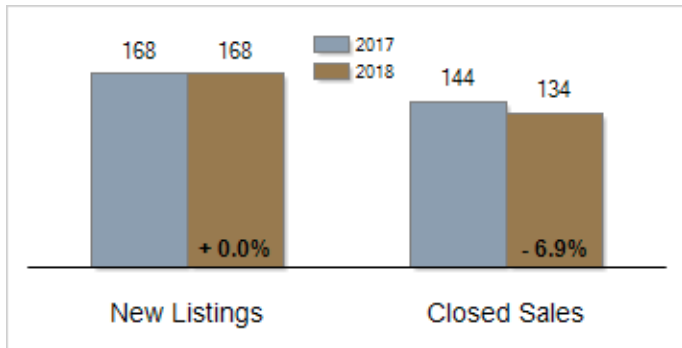
Patterson-Schwartz Real Estate

Residential Market Update

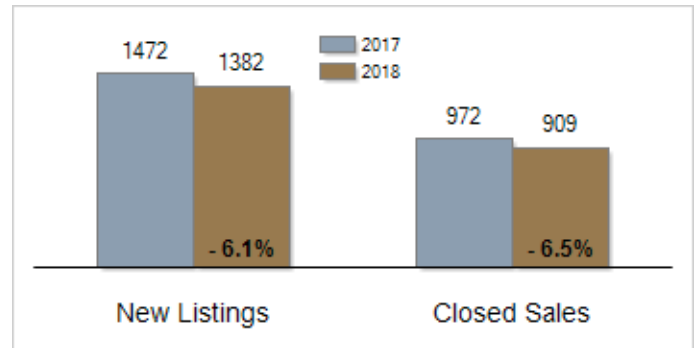
As of Monday, September 10, 2018 10:43:03 AM

Cecil County, Maryland	August			Year To Date		
	2017	2018	Change	2017	2018	Change
New Listings	168	168	+ 0.0%	1472	1382	- 6.1%
Closed Sales	144	134	- 6.9%	972	909	- 6.5%
Pending Sales	127	111	- 12.6%	1025	922	- 10.0%
Median Sales Price	\$213,750	\$227,500	+ 6.4%	\$215,000	\$219,900	+ 2.3%
% of Original List Price Received at Sale	93.1%	94.2%	+ 1.1%	93.7%	95.3%	+ 1.6%
Average Days on Market Until Sale	89	57	- 36.0%	90	65	- 27.8%
Total Residential Listing Inventory (as of 08/31)	605	528	- 12.7%			
Single-Family Detached Inventory (as of 08/31)	499	443	- 11.2%			

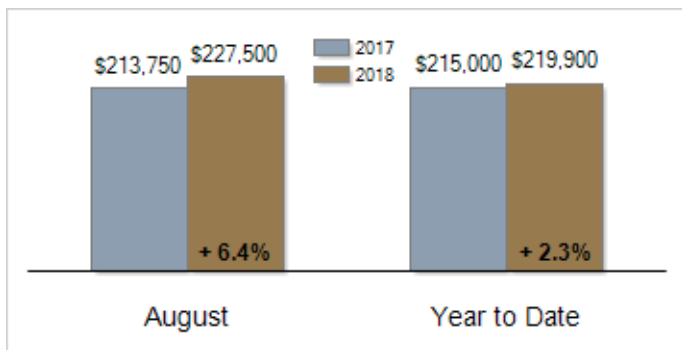
Activity: August



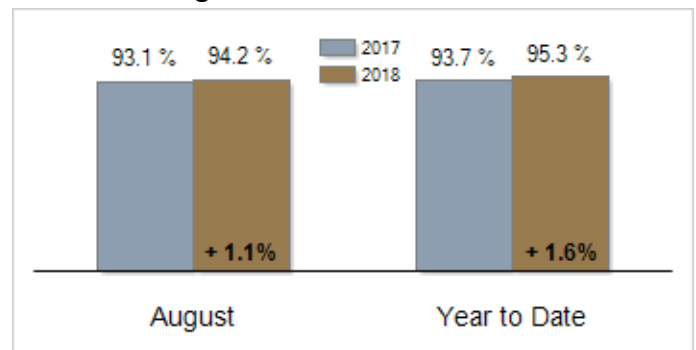
Activity: Year to Date



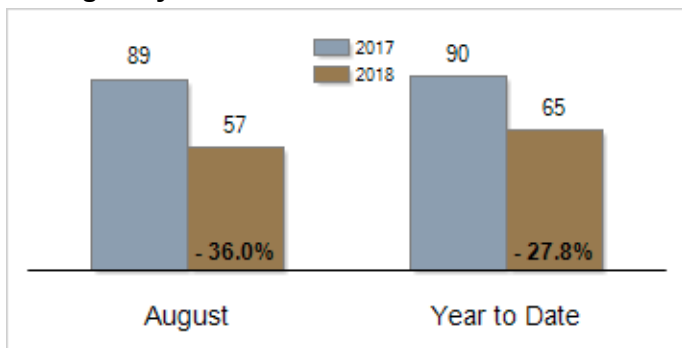
Median Sales Price



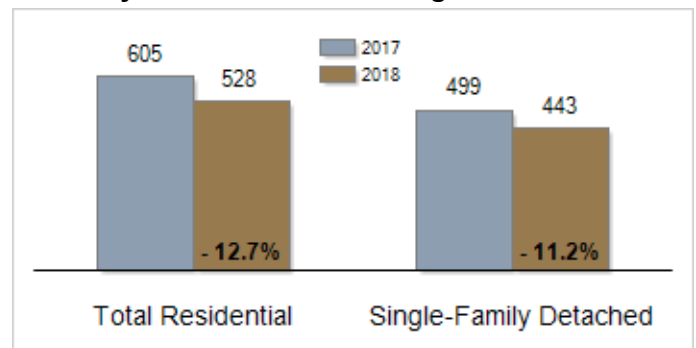
Percent of Original List Price Received at Sale



Average Days on Market Until Sale



Inventory of Homes for Sale: August



All information presented is based on data supplied by MRIS MLS. MRIS MLS does not guarantee nor is it responsible for its accuracy. Data maintained by the MLS may not reflect all real estate activities in the market. Information is deemed reliable but not guaranteed.