



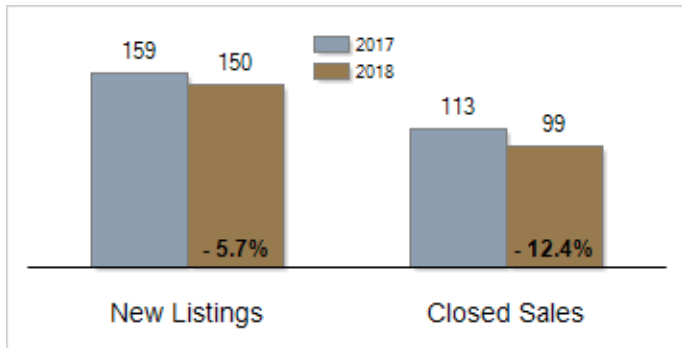
Patterson-Schwartz Real Estate

Residential Market Update

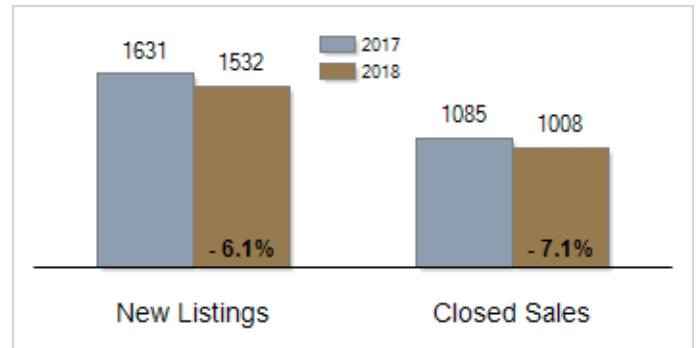
As of Wednesday, October 10, 2018 4:12:17 PM

Cecil County, Maryland	September			Year To Date		
	2017	2018	Change	2017	2018	Change
New Listings	159	150	- 5.7%	1631	1532	- 6.1%
Closed Sales	113	99	- 12.4%	1085	1008	- 7.1%
Pending Sales	124	97	- 21.8%	1149	1024	- 10.9%
Median Sales Price	\$220,000	\$240,000	+ 9.1%	\$216,000	\$220,000	+ 1.9%
% of Original List Price Received at Sale	93.9%	96.3%	+ 2.4%	93.7%	95.4%	+ 1.7%
Average Days on Market Until Sale	71	42	- 40.8%	88	63	- 28.4%
Total Residential Listing Inventory (as of 09/30)	570	504	- 11.6%			
Single-Family Detached Inventory (as of 09/30)	467	411	- 12.0%			

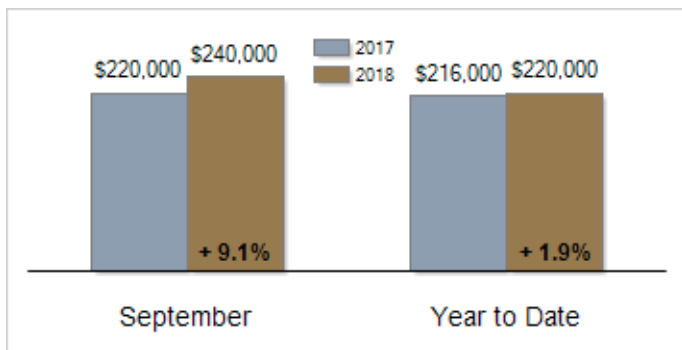
Activity: September



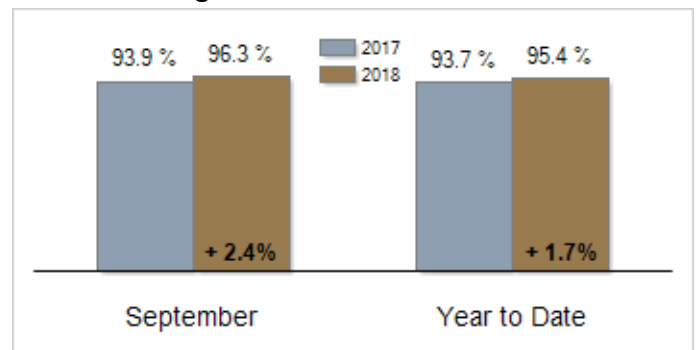
Activity: Year to Date



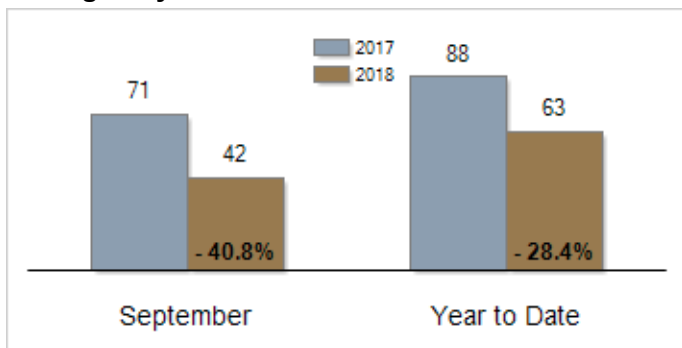
Median Sales Price



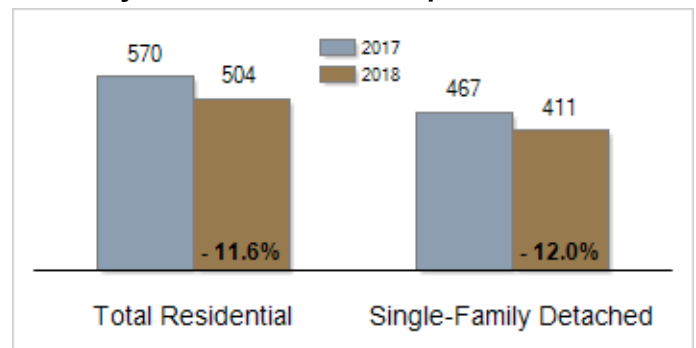
Percent of Original List Price Received at Sale



Average Days on Market Until Sale



Inventory of Homes for Sale: September



All information presented is based on data supplied by MRIS MLS. MRIS MLS does not guarantee nor is it responsible for its accuracy. Data maintained by the MLS may not reflect all real estate activities in the market. Information is deemed reliable but not guaranteed.