

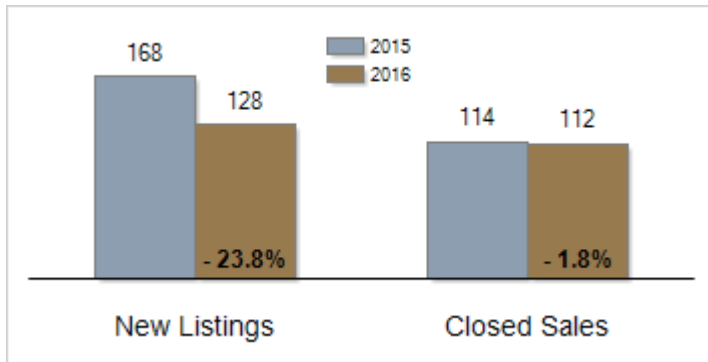


# Patterson-Schwartz Real Estate Residential Market Update

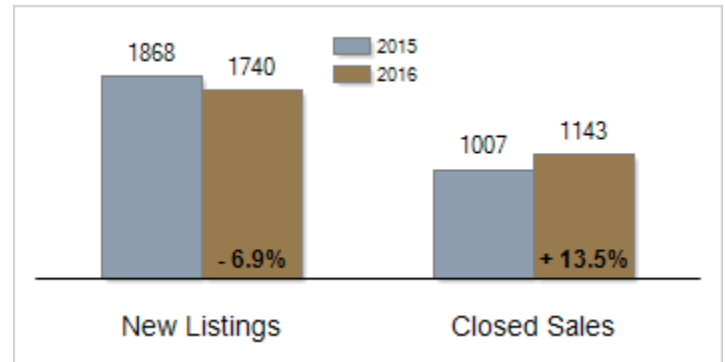
As of Wednesday, November 09, 2016 12:57:57 PM

Cecil County, Maryland	October			Year To Date		
	2015	2016	Change	2015	2016	Change
<b>New Listings</b>	168	128	- 23.8%	1868	1740	- 6.9%
<b>Closed Sales</b>	114	112	- 1.8%	1007	1143	+ 13.5%
<b>Pending Sales</b>	117	112	- 4.3%	1055	1156	+ 9.6%
<b>Median Sales Price</b>	\$202,500	\$210,000	+ 3.7%	\$199,500	\$199,900	+ 0.2%
<b>% of Original List Price Received at Sale</b>	91.7%	94.1%	+ 2.4%	88.7%	92.7%	+ 4.0%
<b>Average Days on Market Until Sale</b>	90	86	- 4.4%	104	90	- 13.5%
<b>Total Residential Listing Inventory (as of 10/31)</b>	866	697	- 19.5%			
<b>Single-Family Detached Inventory (as of 10/31)</b>	740	571	- 22.8%			

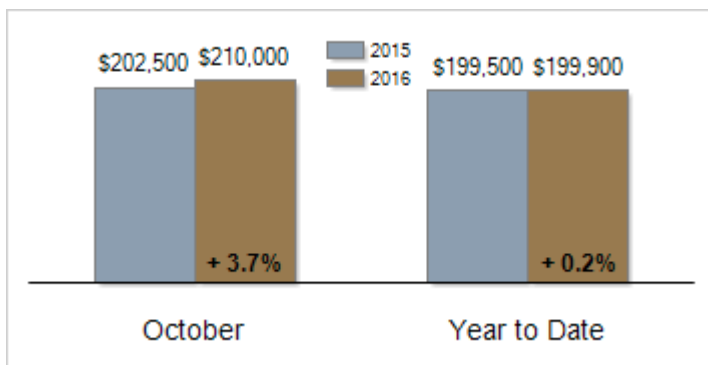
Activity: October



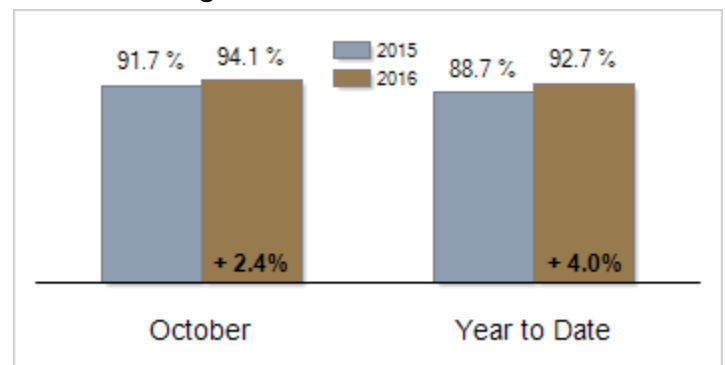
Activity: Year to Date



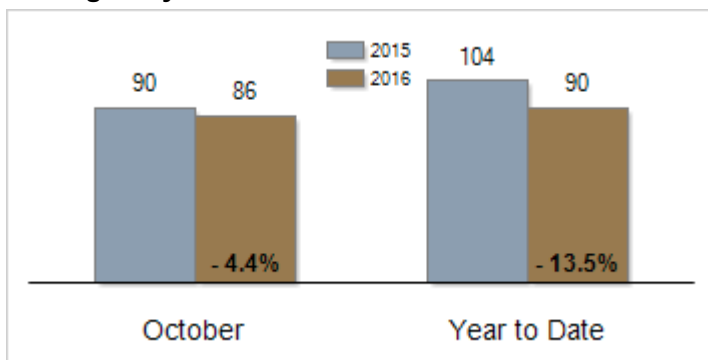
Median Sales Price



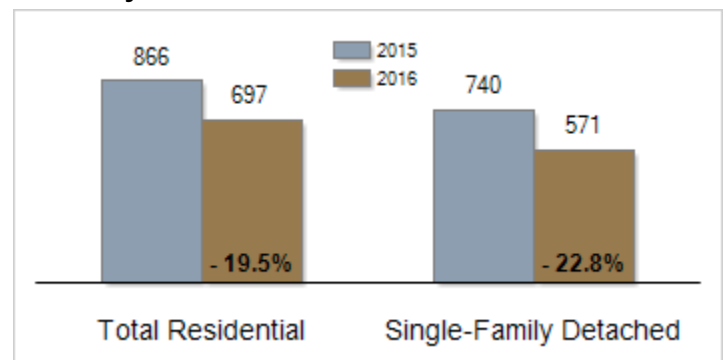
Percent of Original List Price Received at Sale



Average Days on Market Until Sale



Inventory of Homes for Sale: October



All information presented is based on data supplied by MRIS MLS. MRIS MLS does not guarantee nor is it responsible for its accuracy. Data maintained by the MLS may not reflect all real estate activities in the market. Information is deemed reliable but not guaranteed.