



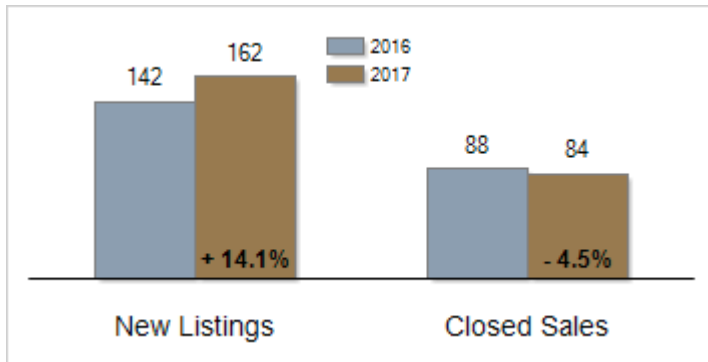
# Patterson-Schwartz Real Estate

## Residential Market Update

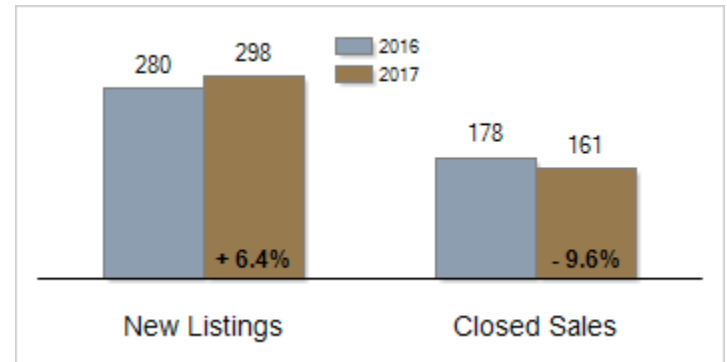
As of Friday, March 10, 2017 10:13:24 AM

Cecil County, Maryland	February			Year To Date		
	2016	2017	Change	2016	2017	Change
<b>New Listings</b>	142	162	+ 14.1%	280	298	+ 6.4%
<b>Closed Sales</b>	88	84	- 4.5%	178	161	- 9.6%
<b>Pending Sales</b>	97	92	- 5.2%	181	187	+ 3.3%
<b>Median Sales Price</b>	\$176,950	\$185,231	+ 4.7%	\$178,500	\$201,000	+ 12.6%
<b>% of Original List Price Received at Sale</b>	91.0%	92.8%	+ 1.8%	91.0%	92.5%	+ 1.5%
<b>Average Days on Market Until Sale</b>	100	98	- 2.0%	93	103	+ 10.8%
<b>Total Residential Listing Inventory (as of 02/28)</b>	673	578	- 14.1%			
<b>Single-Family Detached Inventory (as of 02/28)</b>	568	472	- 16.9%			

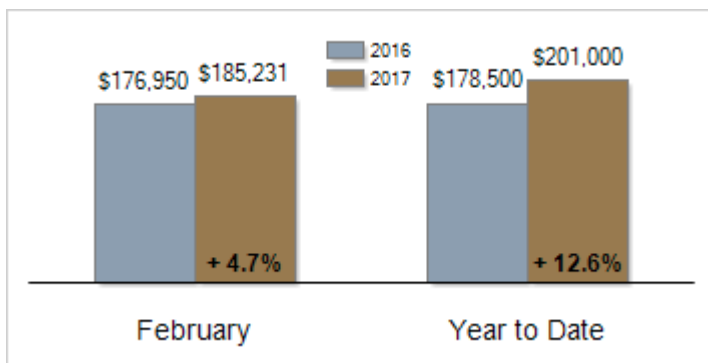
Activity: February



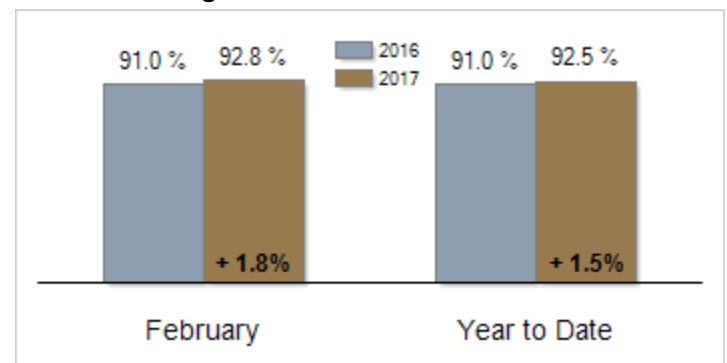
Activity: Year to Date



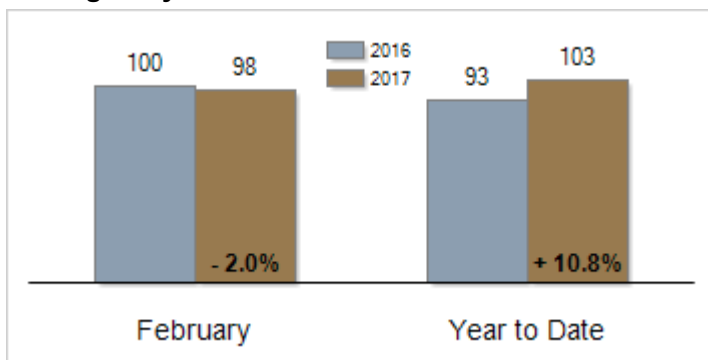
Median Sales Price



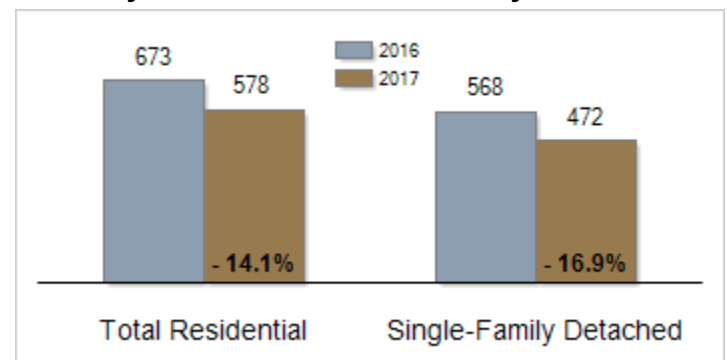
Percent of Original List Price Received at Sale



Average Days on Market Until Sale



Inventory of Homes for Sale: February



All information presented is based on data supplied by MRIS MLS. MRIS MLS does not guarantee nor is it responsible for its accuracy. Data maintained by the MLS may not reflect all real estate activities in the market. Information is deemed reliable but not guaranteed.