

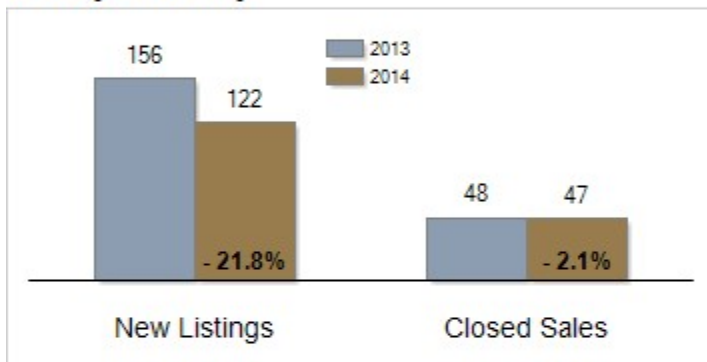


Patterson-Schwartz Real Estate Residential Market Update

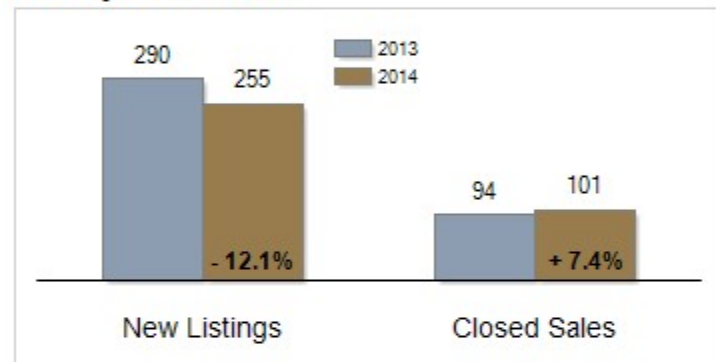
As of Monday, March 10, 2014 10:05:26 AM

Cecil County, Maryland	February			Year To Date		
	2013	2014	Change	2013	2014	Change
New Listings	156	122	- 21.8%	290	255	- 12.1%
Closed Sales	48	47	- 2.1%	94	101	+ 7.4%
Pending Sales	65	44	- 32.3%	125	101	- 19.2%
Median Sales Price	\$144,250	\$225,000	+ 56.0%	\$166,450	\$180,410	+ 8.4%
% of Original List Price Received at Sale	84.3%	85.3%	+ 1.0%	87.8%	73.7%	- 14.1%
Average Days on Market Until Sale	143	134	- 6.3%	117	135	+ 15.4%
Total Residential Listing Inventory (as of 02/28)	732	785	+ 7.2%			
Single-Family Detached Inventory (as of 02/28)	615	658	+ 7.0%			

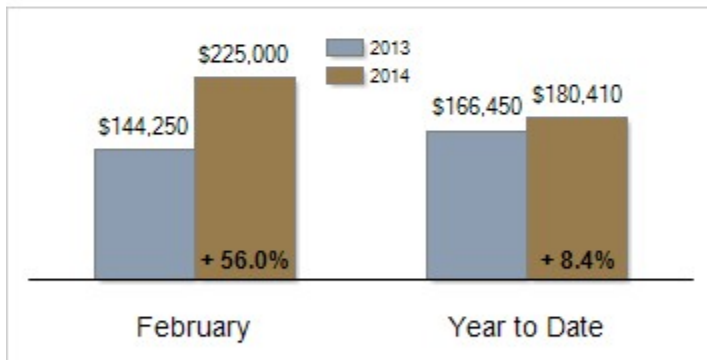
Activity: February



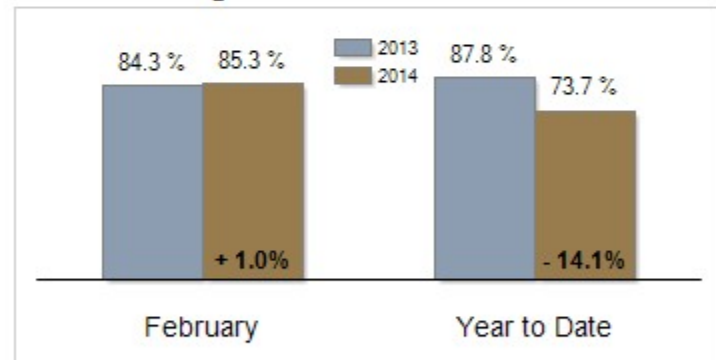
Activity: Year to Date



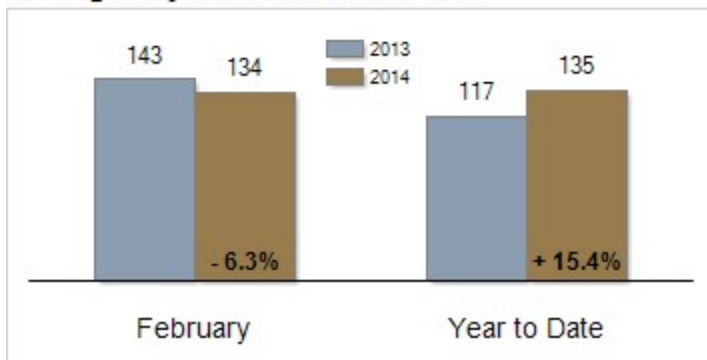
Median Sales Price



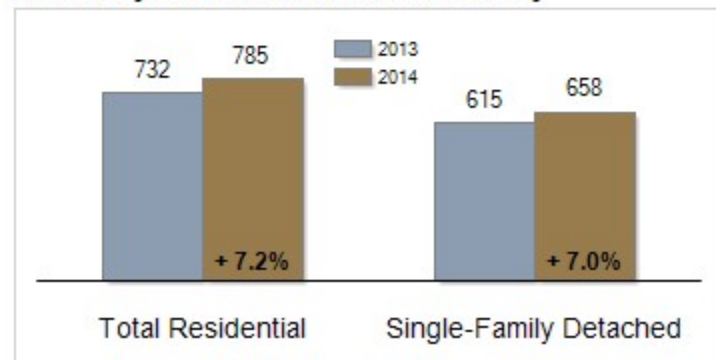
Percent of Original List Price Received at Sale



Average Days on Market Until Sale



Inventory of Homes for Sale: February



All information presented is based on data supplied by MRIS MLS. MRIS MLS does not guarantee nor is it responsible for its accuracy. Data maintained by the MLS may not reflect all real estate activities in the market. Information is deemed reliable but not guaranteed.