



# Patterson-Schwartz Real Estate Residential Market Update

As of Thursday, July 11, 2019 10:19:20 AM

All Cecil County	June			Year To Date		
	2018	2019	Change	2018	2019	Change
New Listings	218	196	- 10.1%	1131	1170	+ 3.4%
Closed Sales	140	139	- 0.7%	647	639	- 1.2%
Pending Sales	118	160	+ 35.6%	700	802	+ 14.6%
Median Sales Price	\$231,750	\$236,000	+ 1.8%	\$215,000	\$225,000	+ 4.7%
% of Original List Price Received at Sale	95.4%	96.6%	+ 1.2%	95.1%	95.6%	+ 0.5%
Average Days on Market Until Sale	67	51	- 23.9%	70	65	- 7.1%

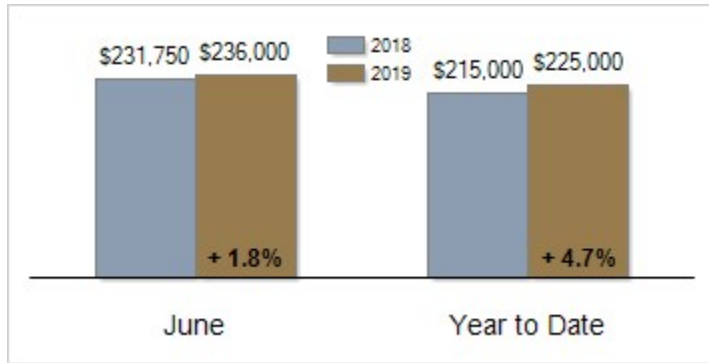
### Activity: June



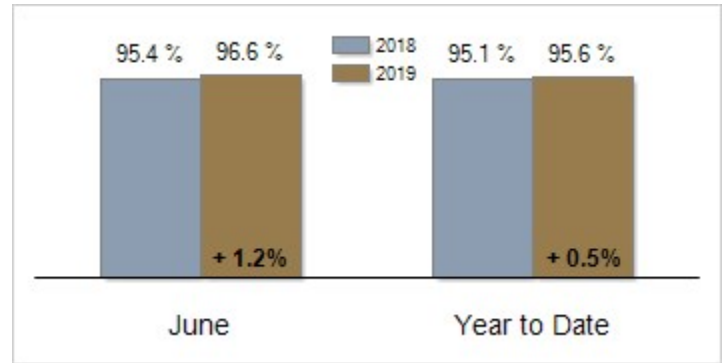
### Activity: Year to Date



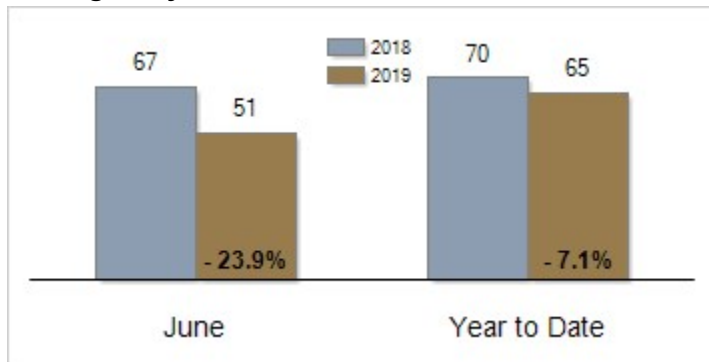
### Median Sales Price



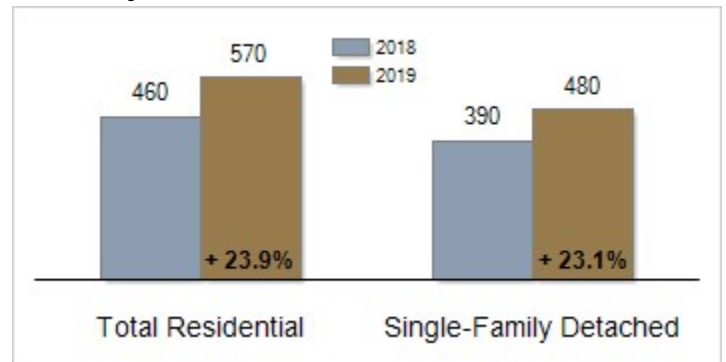
### Percent of Original List Price Received at Sale



### Average Days on Market Until Sale



### Inventory of Homes for Sale: June



All information presented is based on data supplied by BRIGHT MLS. BRIGHT MLS does not guarantee nor is it responsible for its accuracy. Data maintained by the MLS may not reflect all real estate activities in the market. Information is deemed reliable but not guaranteed.