

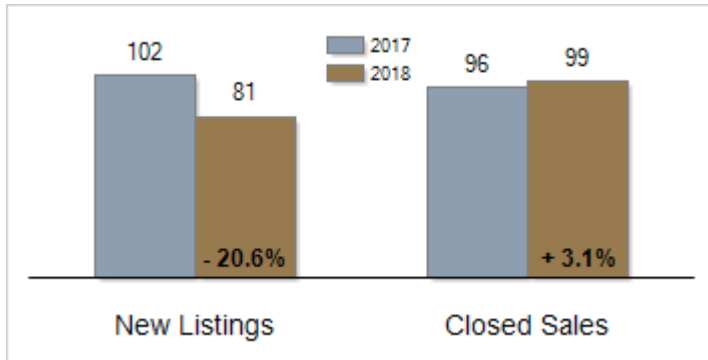


# Patterson-Schwartz Real Estate Residential Market Update

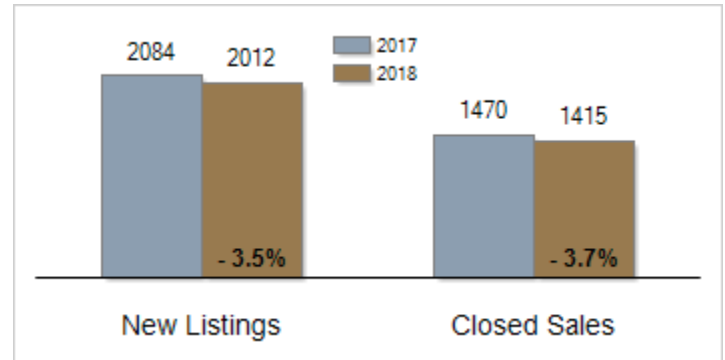
As of Friday, January 11, 2019 8:45:11 AM

All Cecil County	December			Year To Date		
	2017	2018	Change	2017	2018	Change
<b>New Listings</b>	102	81	- 20.6%	2084	2012	- 3.5%
<b>Closed Sales</b>	96	99	+ 3.1%	1470	1415	- 3.7%
<b>Pending Sales</b>	81	60	- 25.9%	1493	1374	- 8.0%
<b>Median Sales Price</b>	\$214,999	\$230,000	+ 7.0%	\$219,900	\$224,900	+ 2.3%
<b>% of Original List Price Received at Sale</b>	93.1%	94.5%	+ 1.4%	94.0%	95.1%	+ 1.1%
<b>Average Days on Market Until Sale</b>	118	78	- 33.9%	94	70	- 25.5%
<b>Total Residential Listing Inventory (as of 12/31)</b>	398	460	+ 15.6%			
<b>Single-Family Detached Inventory (as of 12/31)</b>	332	380	+ 14.5%			

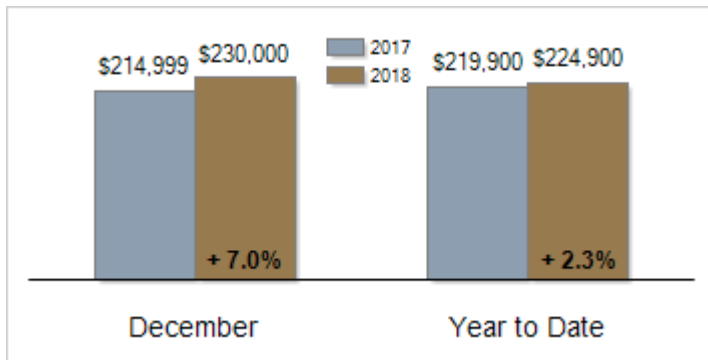
Activity: December



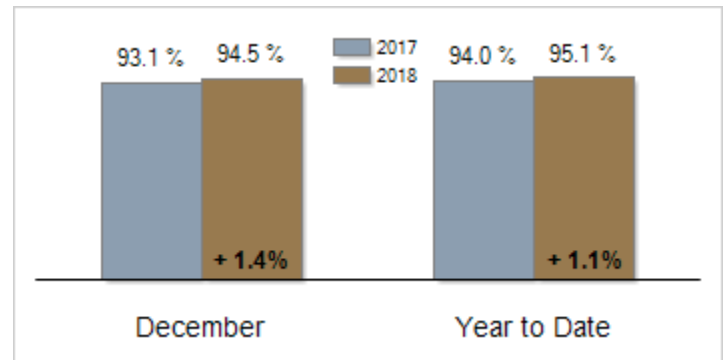
Activity: Year to Date



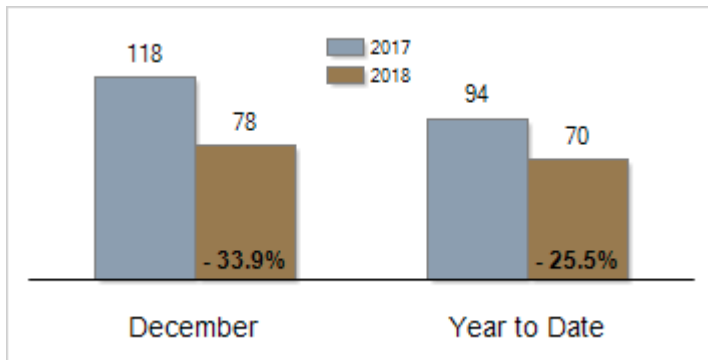
Median Sales Price



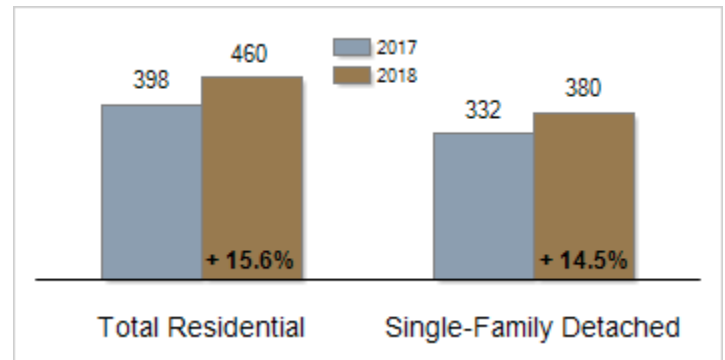
Percent of Original List Price Received at Sale



Average Days on Market Until Sale



Inventory of Homes for Sale: December



All information presented is based on data supplied by BRIGHT MLS. BRIGHT MLS does not guarantee nor is it responsible for its accuracy. Data maintained by the MLS may not reflect all real estate activities in the market. Information is deemed reliable but not guaranteed.