

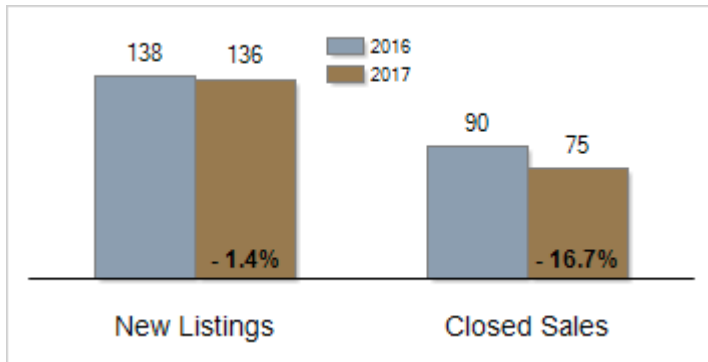


# Patterson-Schwartz Real Estate Residential Market Update

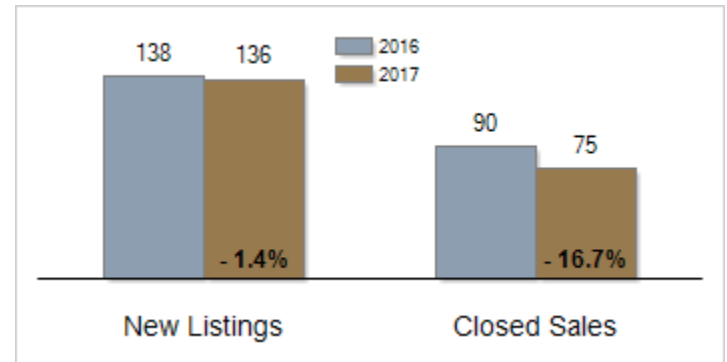
As of Monday, February 06, 2017 12:40:40 PM

Cecil County, Maryland	January			Year To Date		
	2016	2017	Change	2016	2017	Change
<b>New Listings</b>	138	136	- 1.4%	138	136	- 1.4%
<b>Closed Sales</b>	90	75	- 16.7%	90	75	- 16.7%
<b>Pending Sales</b>	84	88	+ 4.8%	84	88	+ 4.8%
<b>Median Sales Price</b>	\$182,000	\$220,000	+ 20.9%	\$182,000	\$220,000	+ 20.9%
<b>% of Original List Price Received at Sale</b>	91.1%	92.1%	+ 1.0%	91.1%	92.1%	+ 1.0%
<b>Average Days on Market Until Sale</b>	87	110	+ 26.4%	87	110	+ 26.4%
<b>Total Residential Listing Inventory (as of 01/31)</b>	686	564	- 17.8%			
<b>Single-Family Detached Inventory (as of 01/31)</b>	577	463	- 19.8%			

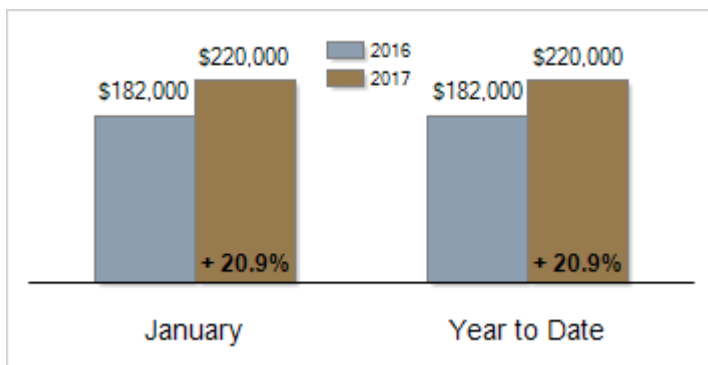
Activity: January



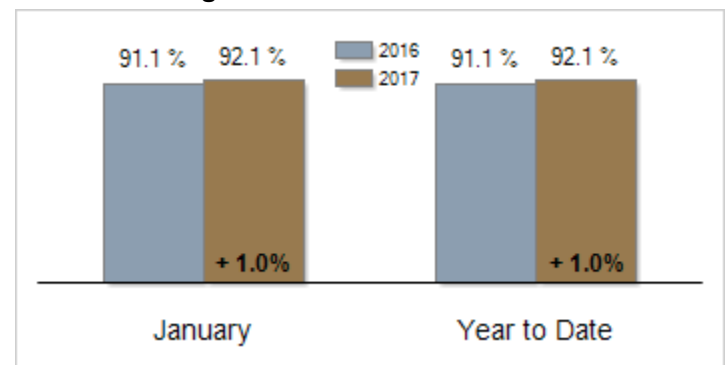
Activity: Year to Date



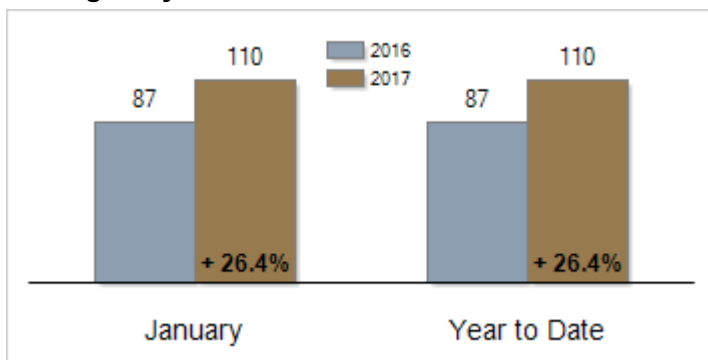
Median Sales Price



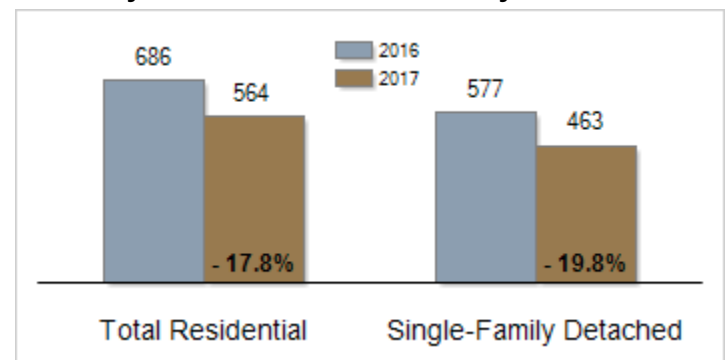
Percent of Original List Price Received at Sale



Average Days on Market Until Sale



Inventory of Homes for Sale: January



All information presented is based on data supplied by MRIS MLS. MRIS MLS does not guarantee nor is it responsible for its accuracy. Data maintained by the MLS may not reflect all real estate activities in the market. Information is deemed reliable but not guaranteed.