

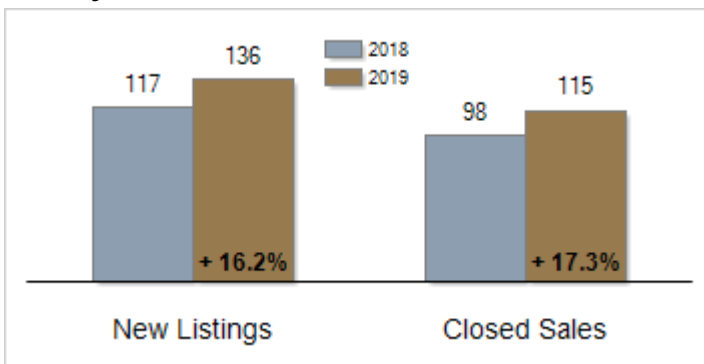


Patterson-Schwartz Real Estate Residential Market Update

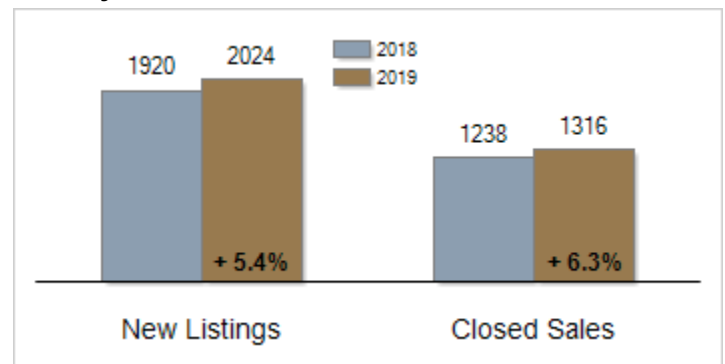
As of Friday, December 06, 2019 11:42:16 AM

All Cecil County	November			Year To Date		
	2018	2019	Change	2018	2019	Change
New Listings	117	136	+ 16.2%	1920	2024	+ 5.4%
Closed Sales	98	115	+ 17.3%	1238	1316	+ 6.3%
Pending Sales	90	107	+ 18.9%	1234	1428	+ 15.7%
Median Sales Price	\$241,000	\$239,000	- 0.8%	\$224,000	\$230,000	+ 2.7%
% of Original List Price Received at Sale	95.2%	95.2%	+ 0.0%	95.2%	95.7%	+ 0.5%
Average Days on Market Until Sale	53	68	+ 28.3%	61	61	+ 0.0%

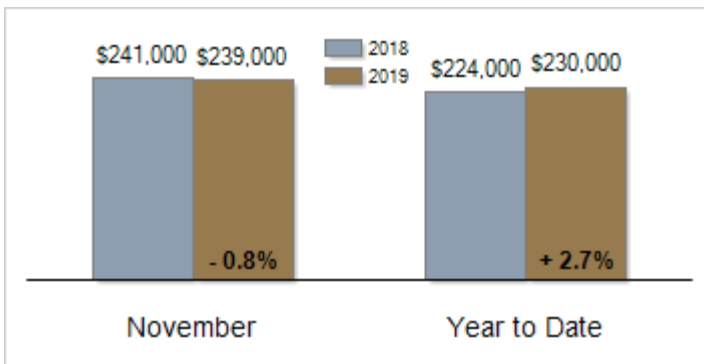
Activity: November



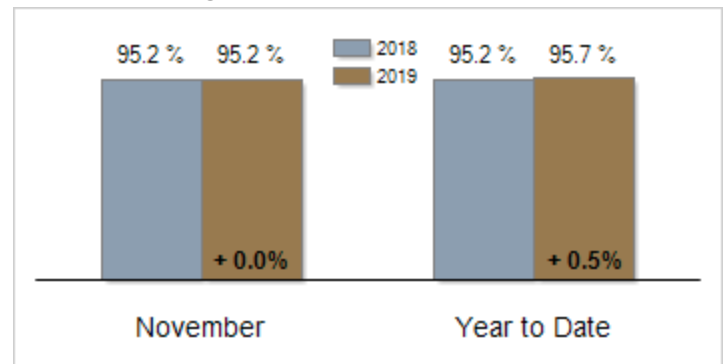
Activity: Year to Date



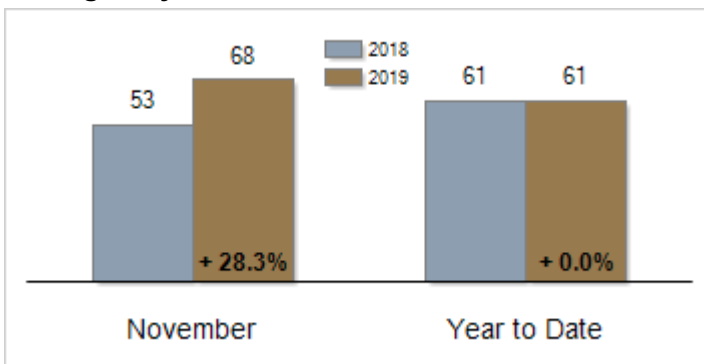
Median Sales Price



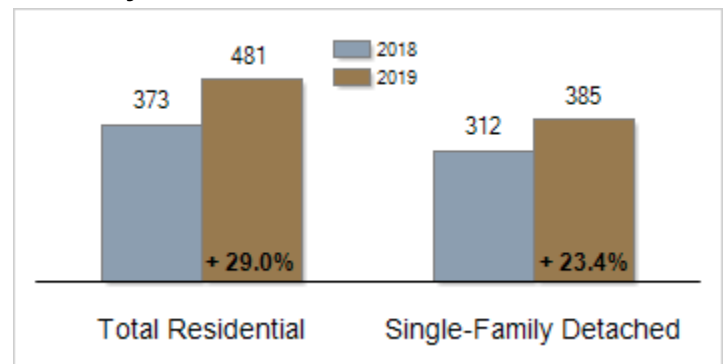
Percent of Original List Price Received at Sale



Average Days on Market Until Sale



Inventory of Homes for Sale: November



All information presented is based on data supplied by BRIGHT MLS. BRIGHT MLS does not guarantee nor is it responsible for its accuracy. Data maintained by the MLS may not reflect all real estate activities in the market. Information is deemed reliable but not guaranteed.