

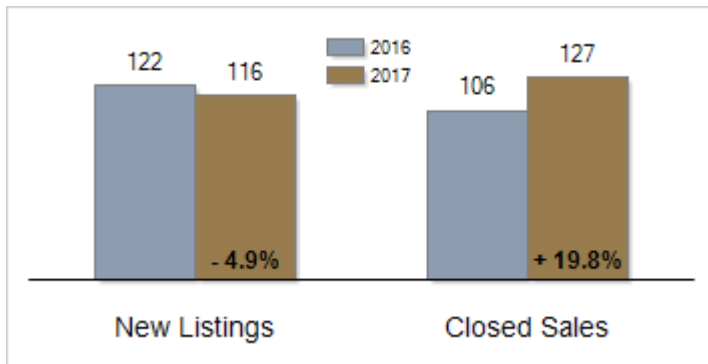


# Patterson-Schwartz Real Estate Residential Market Update

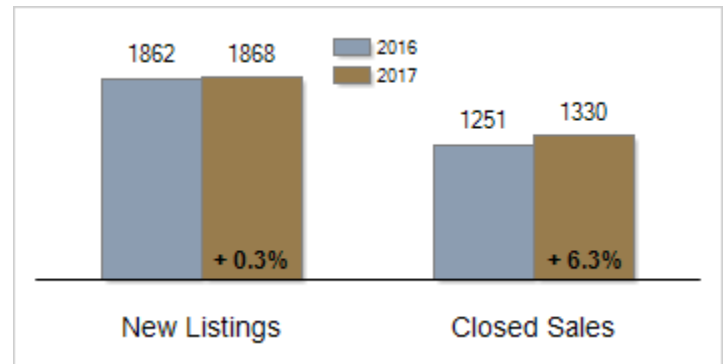
As of Wednesday, December 13, 2017 1:55:39 PM

Cecil County, Maryland	November			Year To Date		
	2016	2017	Change	2016	2017	Change
<b>New Listings</b>	122	116	- 4.9%	1862	1868	+ 0.3%
<b>Closed Sales</b>	106	127	+ 19.8%	1251	1330	+ 6.3%
<b>Pending Sales</b>	81	89	+ 9.9%	1255	1355	+ 8.0%
<b>Median Sales Price</b>	\$198,370	\$230,000	+ 15.9%	\$199,900	\$218,538	+ 9.3%
<b>% of Original List Price Received at Sale</b>	93.8%	93.0%	- 0.8%	92.8%	93.5%	+ 0.7%
<b>Average Days on Market Until Sale</b>	79	88	+ 11.4%	89	87	- 2.2%
<b>Total Residential Listing Inventory (as of 11/30)</b>	651	479	- 26.4%			
<b>Single-Family Detached Inventory (as of 11/30)</b>	534	395	- 26.0%			

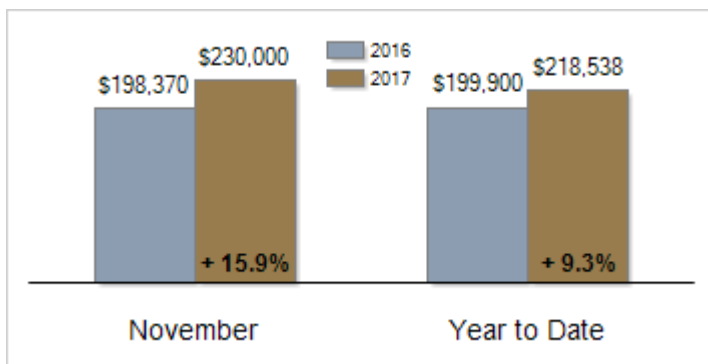
Activity: November



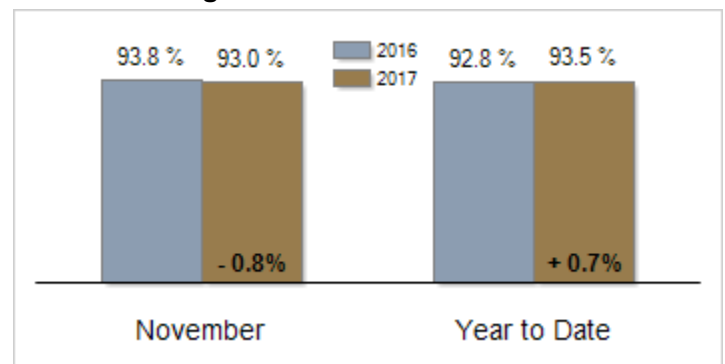
Activity: Year to Date



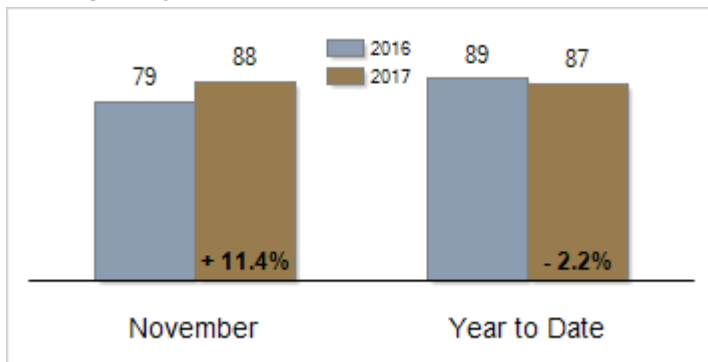
Median Sales Price



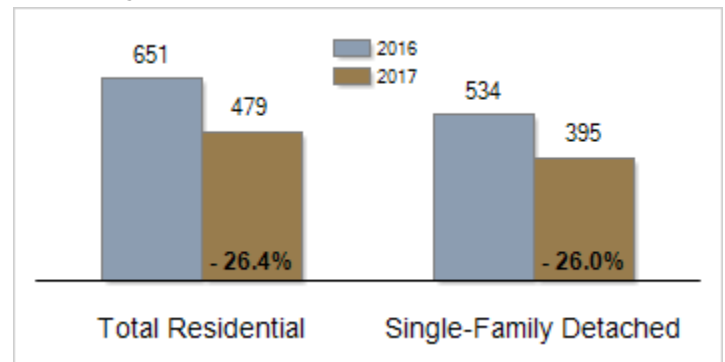
Percent of Original List Price Received at Sale



Average Days on Market Until Sale



Inventory of Homes for Sale: November



All information presented is based on data supplied by MRIS MLS. MRIS MLS does not guarantee nor is it responsible for its accuracy. Data maintained by the MLS may not reflect all real estate activities in the market. Information is deemed reliable but not guaranteed.