



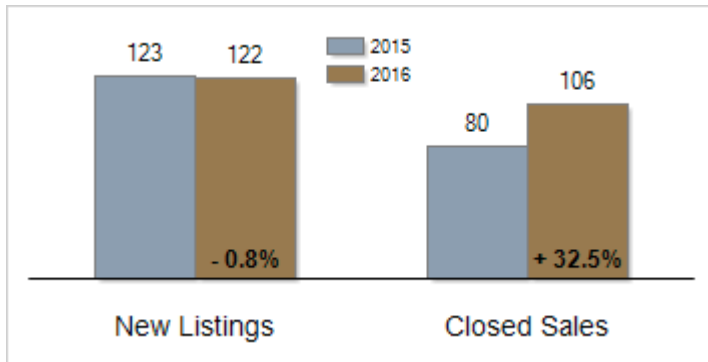
# Patterson-Schwartz Real Estate

## Residential Market Update

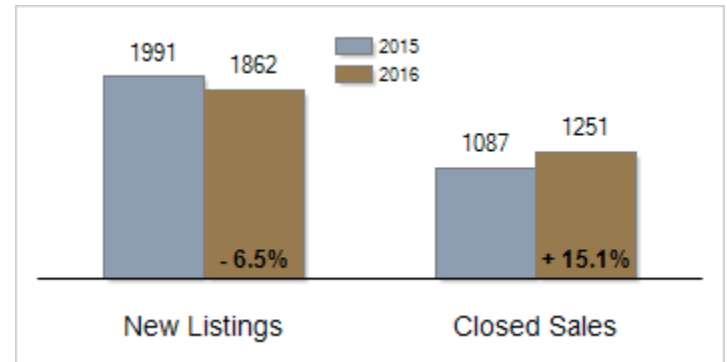
As of Friday, December 09, 2016 4:14:47 PM

Cecil County, Maryland	November			Year To Date		
	2015	2016	Change	2015	2016	Change
<b>New Listings</b>	123	122	- 0.8%	1991	1862	- 6.5%
<b>Closed Sales</b>	80	106	+ 32.5%	1087	1251	+ 15.1%
<b>Pending Sales</b>	83	74	- 10.8%	1138	1246	+ 9.5%
<b>Median Sales Price</b>	\$173,750	\$198,370	+ 14.2%	\$198,900	\$199,900	+ 0.5%
<b>% of Original List Price Received at Sale</b>	89.5%	93.8%	+ 4.3%	88.7%	92.8%	+ 4.1%
<b>Average Days on Market Until Sale</b>	89	79	- 11.2%	103	89	- 13.6%
<b>Total Residential Listing Inventory (as of 11/30)</b>	823	656	- 20.3%			
<b>Single-Family Detached Inventory (as of 11/30)</b>	699	541	- 22.6%			

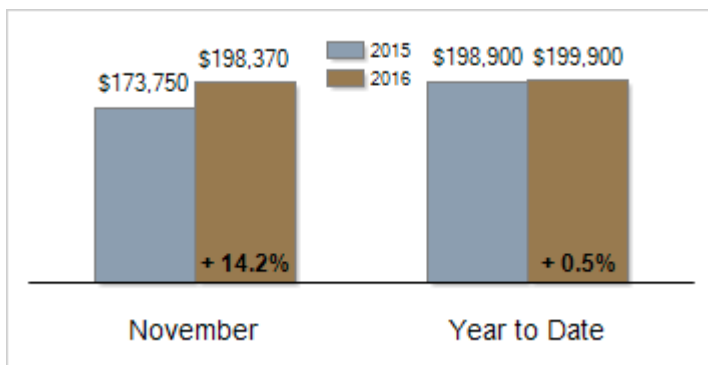
Activity: November



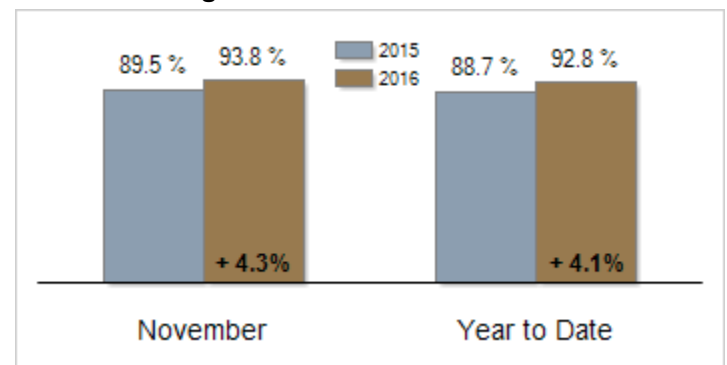
Activity: Year to Date



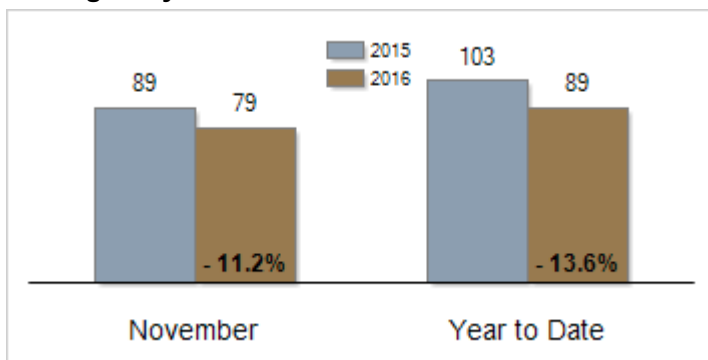
Median Sales Price



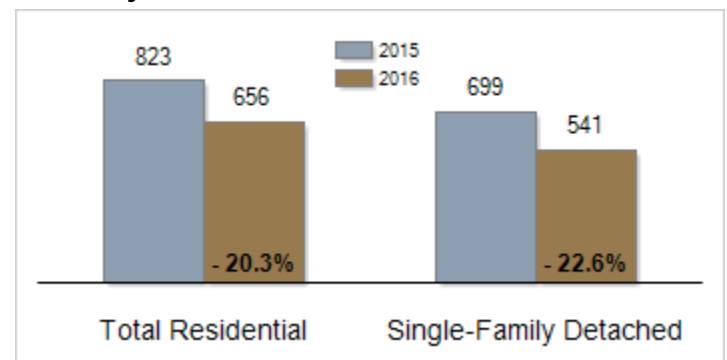
Percent of Original List Price Received at Sale



Average Days on Market Until Sale



Inventory of Homes for Sale: November



All information presented is based on data supplied by MRIS MLS. MRIS MLS does not guarantee nor is it responsible for its accuracy. Data maintained by the MLS may not reflect all real estate activities in the market. Information is deemed reliable but not guaranteed.