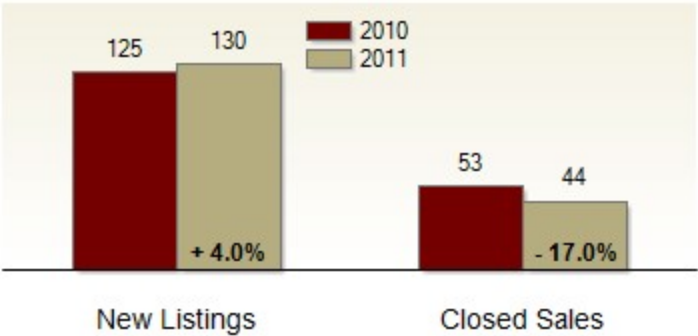


Cecil County, Maryland	November			Year To Date		
	2010	2011	Change	2010	2011	Change
New Listings	125	130	+ 4.0%	1980	1584	- 20.0%
Closed Sales	53	44	- 17.0%	733	691	- 5.7%
Pending Sales	47	59	+ 25.5%	754	725	- 3.8%
Median Sales Price	\$209,187	\$182,500	- 12.8%	\$215,000	\$200,000	- 7.0%
% of Original List Price Received at Sale	90.2%	87.1%	- 3.1%	89.6%	86.5%	- 3.1%
Average Days on Market Until Sale	122	142	+ 16.4%	114	132	+ 15.8%
Total Residential Listing Inventory (as of 11/30)	970	785	- 19.1%			
Single-Family Detached Inventory (as of 11/30)	769	654	- 15.0%			

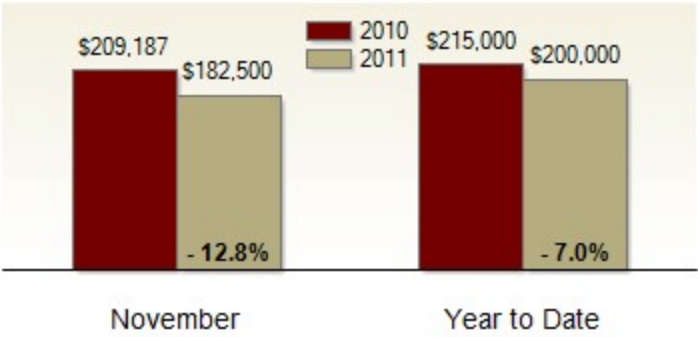
Activity: November



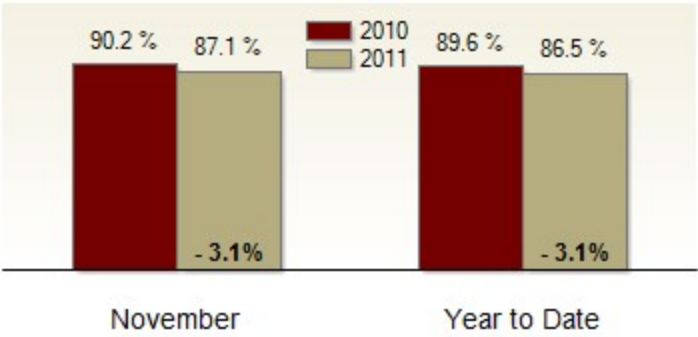
Activity: Year to Date



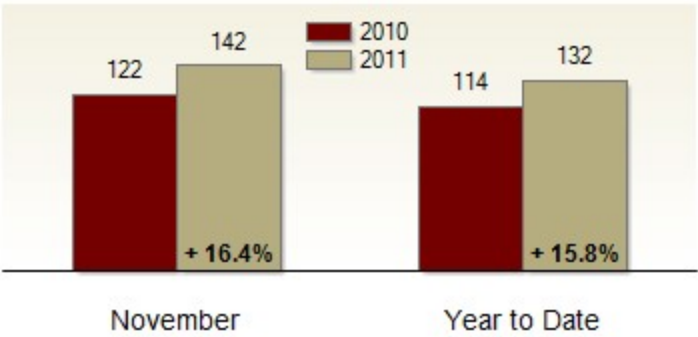
Median Sales Price



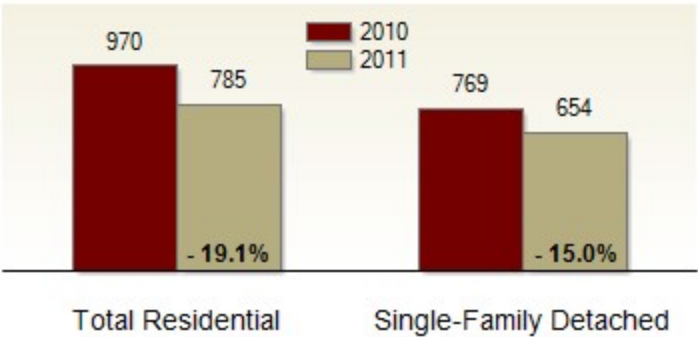
Percent of Original List Price Received at Sale



Average Days on Market Until Sale



Inventory of Homes for Sale: November



All information presented is based on data supplied by MRIS MLS. MRIS MLS does not guarantee nor is it responsible for its accuracy. Data maintained by the MLS may not reflect all real estate activities in the market. Information is deemed reliable but not guaranteed.