

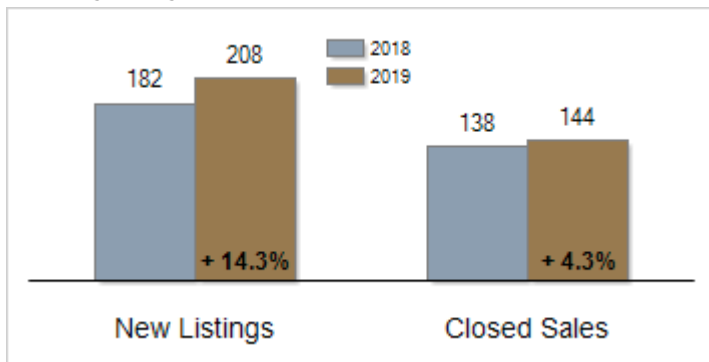


Patterson-Schwartz Real Estate Residential Market Update

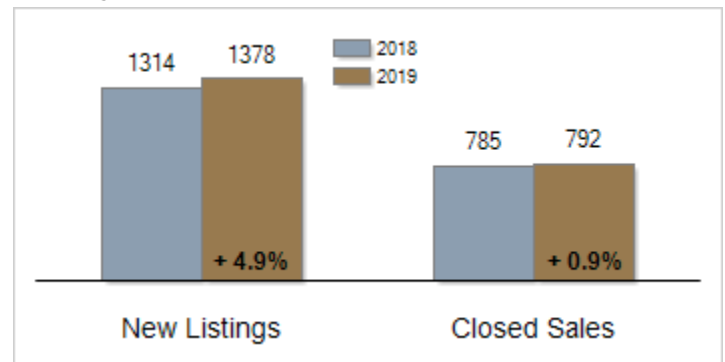
As of Wednesday, August 07, 2019 3:56:07 PM

All Cecil County	July			Year To Date		
	2018	2019	Change	2018	2019	Change
New Listings	182	208	+ 14.3%	1314	1378	+ 4.9%
Closed Sales	138	144	+ 4.3%	785	792	+ 0.9%
Pending Sales	120	131	+ 9.2%	820	934	+ 13.9%
Median Sales Price	\$227,950	\$226,000	- 0.9%	\$217,500	\$225,450	+ 3.7%
% of Original List Price Received at Sale	97.6%	95.9%	- 1.7%	95.5%	95.6%	+ 0.1%
Average Days on Market Until Sale	45	59	+ 31.1%	65	64	- 1.5%

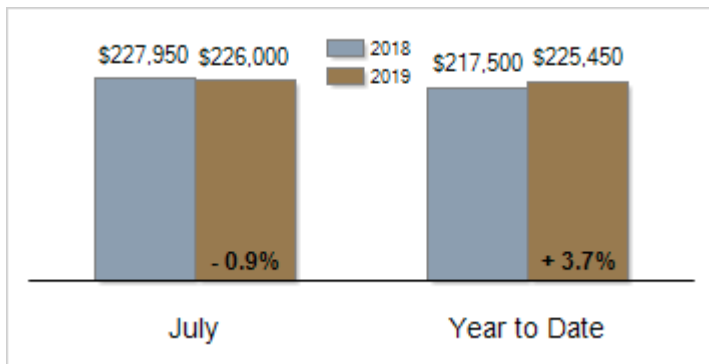
Activity: July



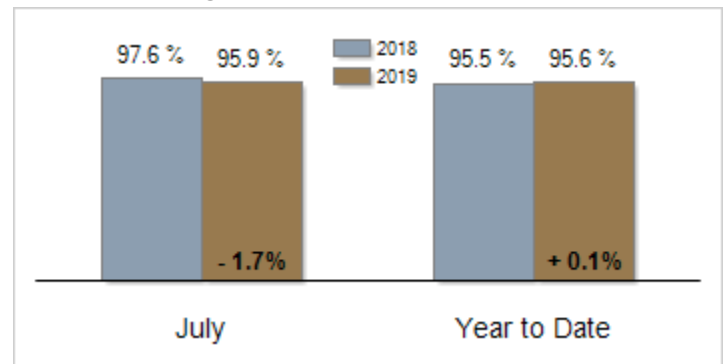
Activity: Year to Date



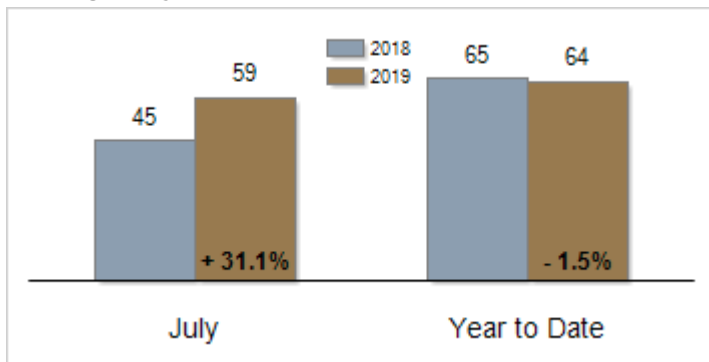
Median Sales Price



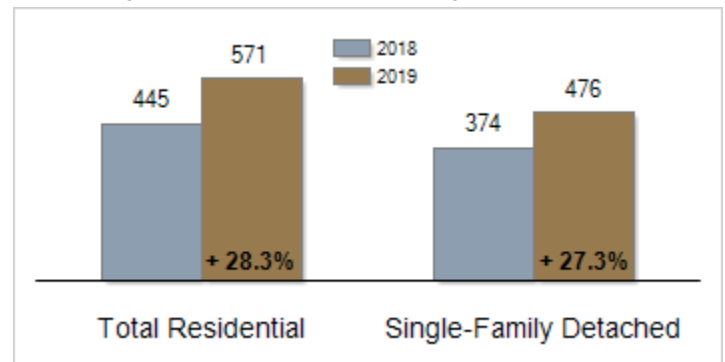
Percent of Original List Price Received at Sale



Average Days on Market Until Sale



Inventory of Homes for Sale: July



All information presented is based on data supplied by BRIGHT MLS. BRIGHT MLS does not guarantee nor is it responsible for its accuracy. Data maintained by the MLS may not reflect all real estate activities in the market. Information is deemed reliable but not guaranteed.