



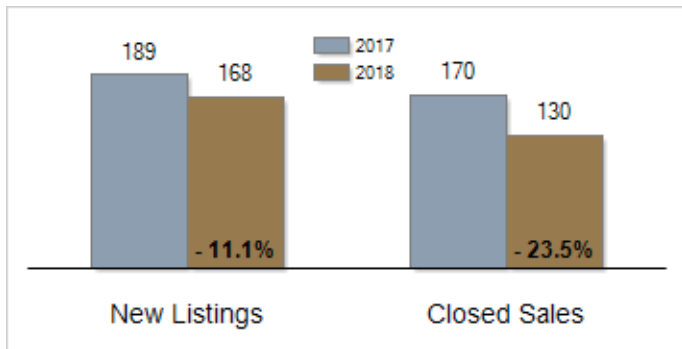
Patterson-Schwartz Real Estate

Residential Market Update

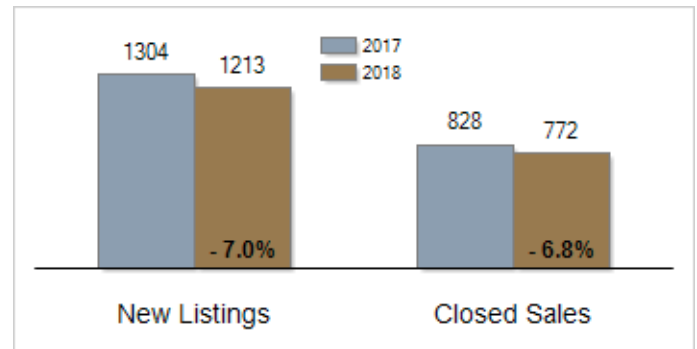
As of Saturday, August 11, 2018 10:48:03 AM

Cecil County, Maryland	July			Year To Date		
	2017	2018	Change	2017	2018	Change
New Listings	189	168	- 11.1%	1304	1213	- 7.0%
Closed Sales	170	130	- 23.5%	828	772	- 6.8%
Pending Sales	127	112	- 11.8%	898	798	- 11.1%
Median Sales Price	\$222,450	\$229,450	+ 3.1%	\$215,500	\$219,700	+ 1.9%
% of Original List Price Received at Sale	94.6%	97.1%	+ 2.5%	93.8%	95.4%	+ 1.6%
Average Days on Market Until Sale	72	47	- 34.7%	90	67	- 25.6%
Total Residential Listing Inventory (as of 07/31)	604	539	- 10.8%			
Single-Family Detached Inventory (as of 07/31)	499	440	- 11.8%			

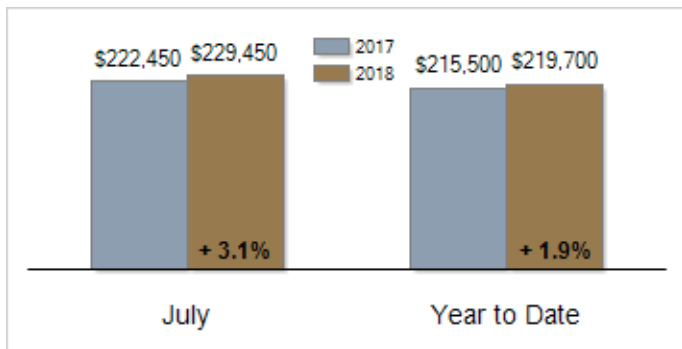
Activity: July



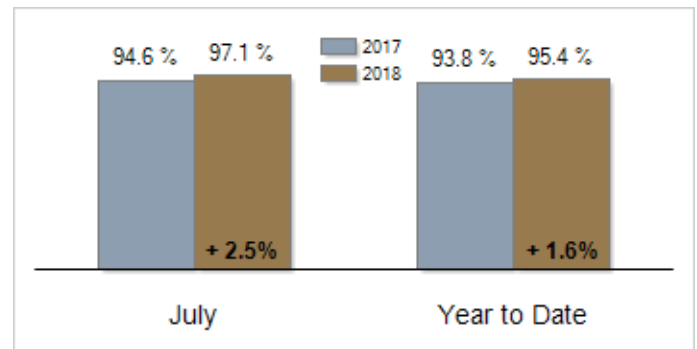
Activity: Year to Date



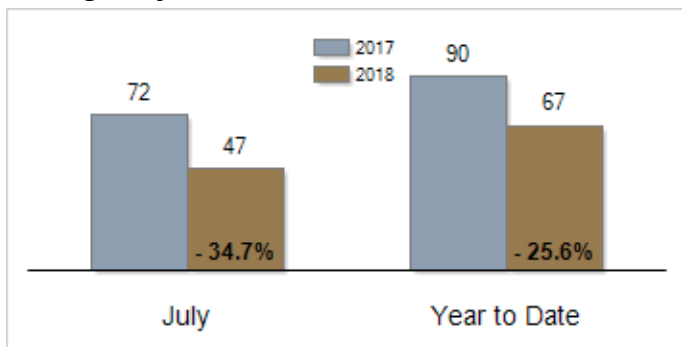
Median Sales Price



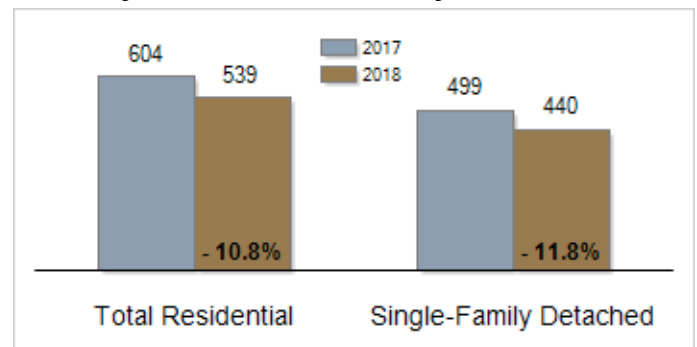
Percent of Original List Price Received at Sale



Average Days on Market Until Sale



Inventory of Homes for Sale: July



All information presented is based on data supplied by MRIS MLS. MRIS MLS does not guarantee nor is it responsible for its accuracy. Data maintained by the MLS may not reflect all real estate activities in the market. Information is deemed reliable but not guaranteed.