

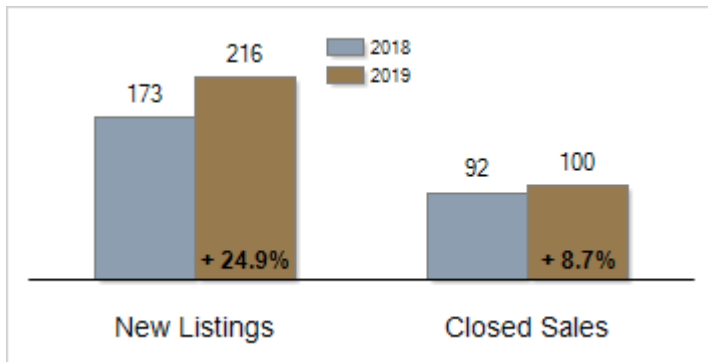


Patterson-Schwartz Real Estate Residential Market Update

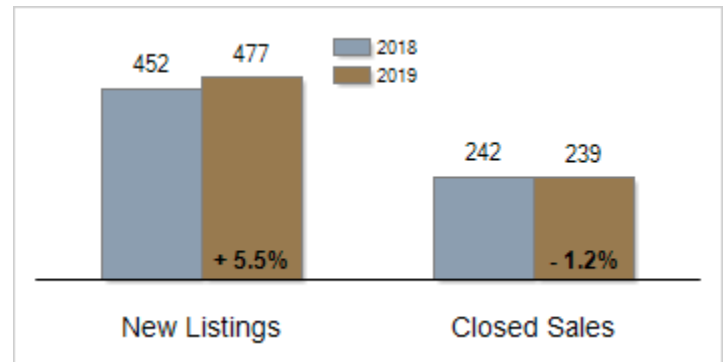
As of Wednesday, April 10, 2019 4:00:07 PM

All Cecil County	March			Year To Date		
	2018	2019	Change	2018	2019	Change
New Listings	173	216	+ 24.9%	452	477	+ 5.5%
Closed Sales	92	100	+ 8.7%	242	239	- 1.2%
Pending Sales	127	159	+ 25.2%	295	350	+ 18.6%
Median Sales Price	\$208,500	\$225,500	+ 8.2%	\$199,950	\$215,000	+ 7.5%
% of Original List Price Received at Sale	95.2%	97.2%	+ 2.0%	93.5%	94.7%	+ 1.2%
Average Days on Market Until Sale	66	87	+ 31.8%	76	81	+ 6.6%

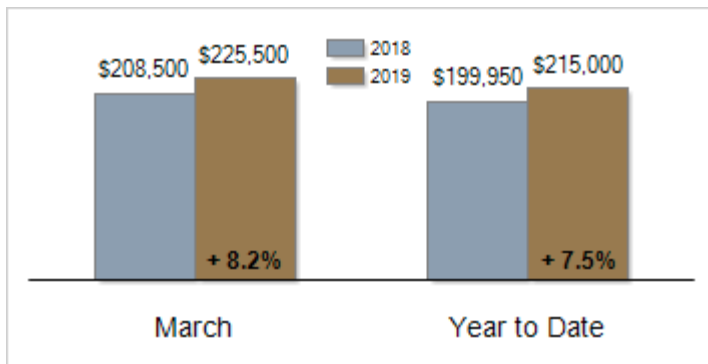
Activity: March



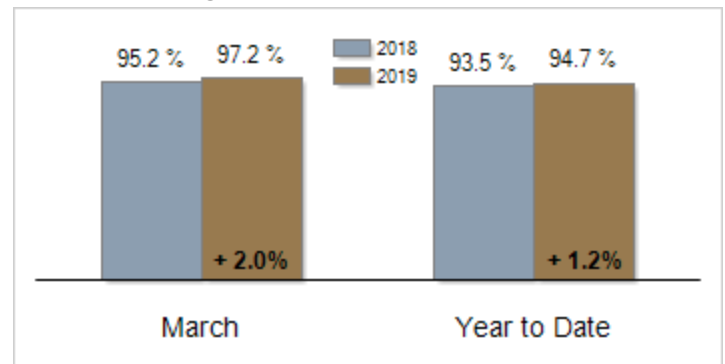
Activity: Year to Date



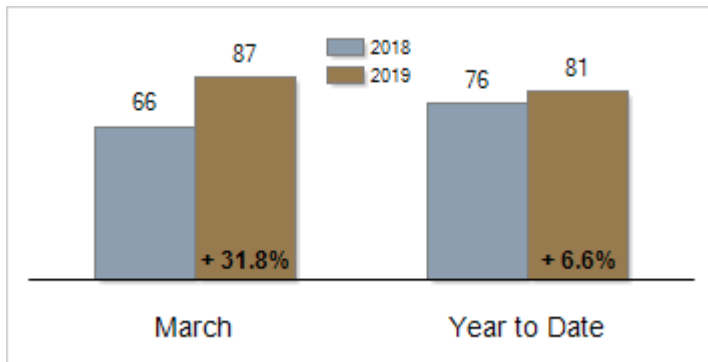
Median Sales Price



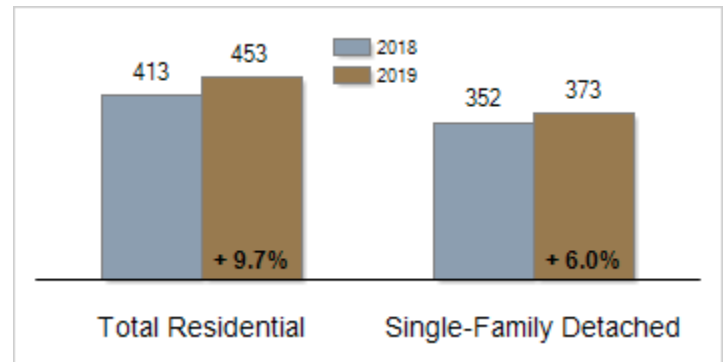
Percent of Original List Price Received at Sale



Average Days on Market Until Sale



Inventory of Homes for Sale: March



All information presented is based on data supplied by BRIGHT MLS. BRIGHT MLS does not guarantee nor is it responsible for its accuracy. Data maintained by the MLS may not reflect all real estate activities in the market. Information is deemed reliable but not guaranteed.