

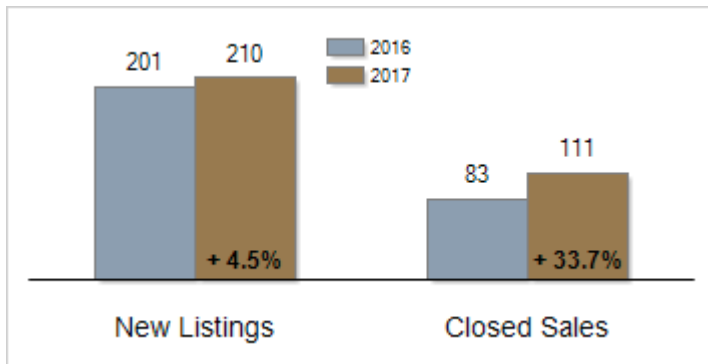


Patterson-Schwartz Real Estate Residential Market Update

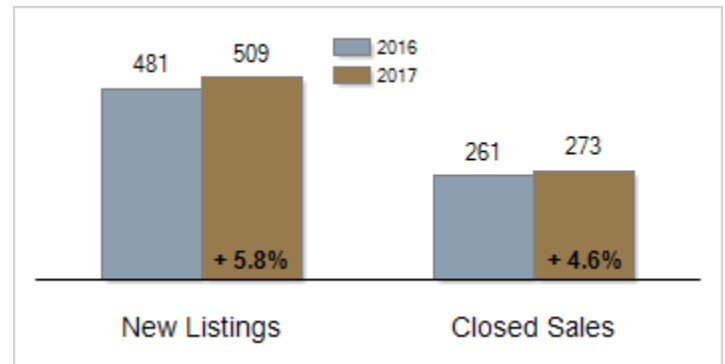
As of Tuesday, April 11, 2017 9:54:19 AM

Cecil County, Maryland	March			Year To Date		
	2016	2017	Change	2016	2017	Change
New Listings	201	210	+ 4.5%	481	509	+ 5.8%
Closed Sales	83	111	+ 33.7%	261	273	+ 4.6%
Pending Sales	128	125	- 2.3%	309	322	+ 4.2%
Median Sales Price	\$199,900	\$224,900	+ 12.5%	\$185,000	\$215,000	+ 16.2%
% of Original List Price Received at Sale	91.9%	93.0%	+ 1.1%	91.3%	92.7%	+ 1.4%
Average Days on Market Until Sale	112	117	+ 4.5%	99	108	+ 9.1%
Total Residential Listing Inventory (as of 03/31)	700	600	- 14.3%			
Single-Family Detached Inventory (as of 03/31)	587	493	- 16.0%			

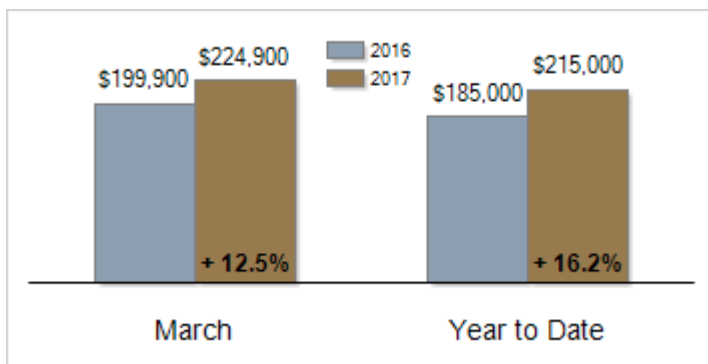
Activity: March



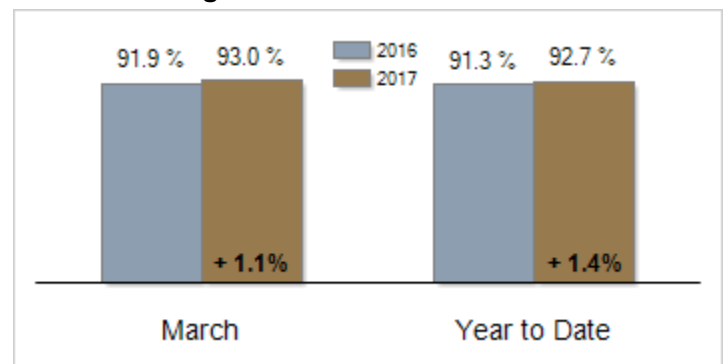
Activity: Year to Date



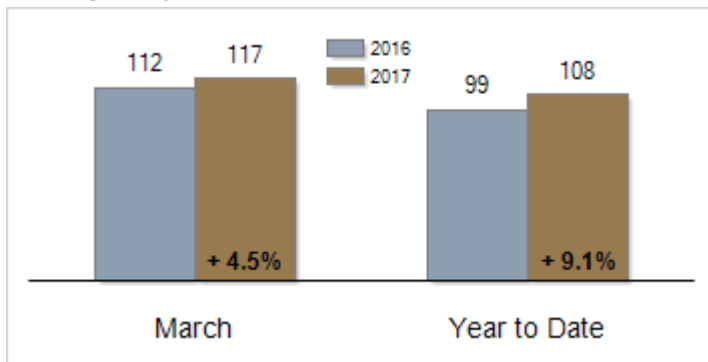
Median Sales Price



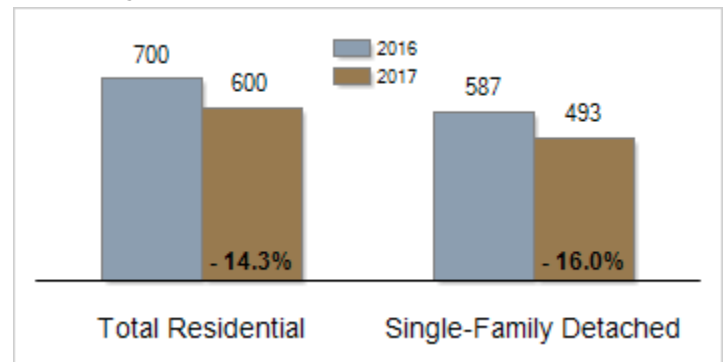
Percent of Original List Price Received at Sale



Average Days on Market Until Sale



Inventory of Homes for Sale: March



All information presented is based on data supplied by MRIS MLS. MRIS MLS does not guarantee nor is it responsible for its accuracy. Data maintained by the MLS may not reflect all real estate activities in the market. Information is deemed reliable but not guaranteed.