

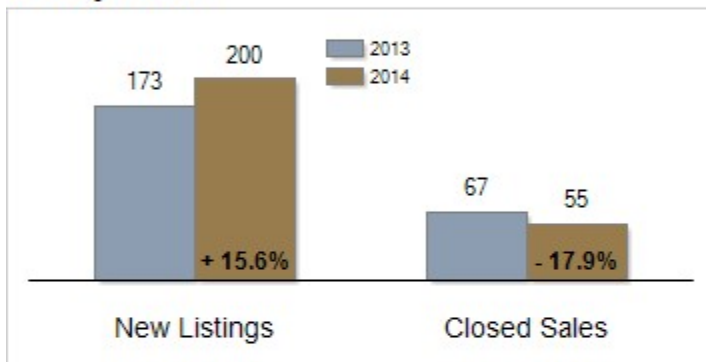


# Patterson-Schwartz Real Estate Residential Market Update

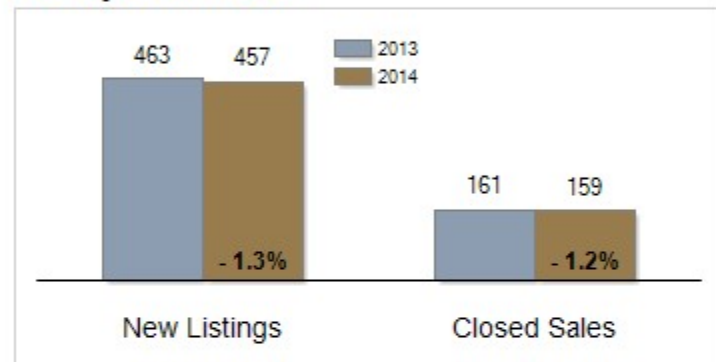
As of Monday, April 14, 2014 9:42:08 AM

Cecil County, Maryland	March			Year To Date		
	2013	2014	Change	2013	2014	Change
New Listings	173	200	+ 15.6%	463	457	- 1.3%
Closed Sales	67	55	- 17.9%	161	159	- 1.2%
Pending Sales	73	79	+ 8.2%	198	185	- 6.6%
Median Sales Price	\$192,500	\$190,000	- 1.3%	\$175,900	\$180,990	+ 2.9%
% of Original List Price Received at Sale	91.7%	88.3%	- 3.4%	89.5%	77.8%	- 11.7%
Average Days on Market Until Sale	104	130	+ 25.0%	111	131	+ 18.0%
Total Residential Listing Inventory (as of 03/31)	758	833	+ 9.9%			
Single-Family Detached Inventory (as of 03/31)	632	700	+ 10.8%			

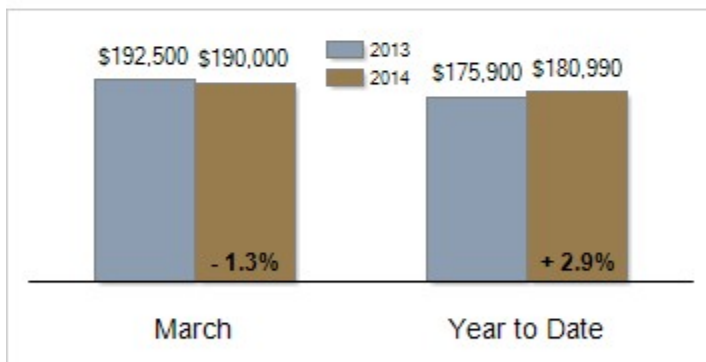
### Activity: March



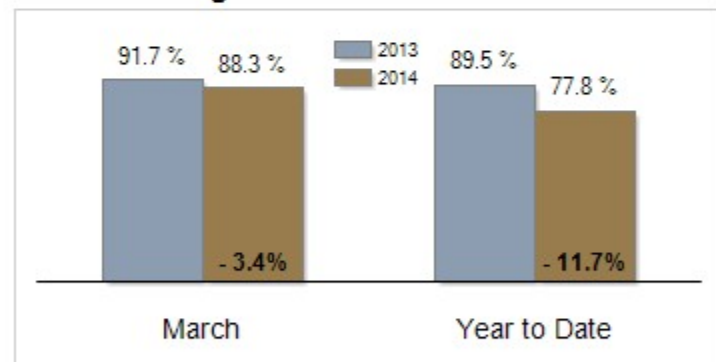
### Activity: Year to Date



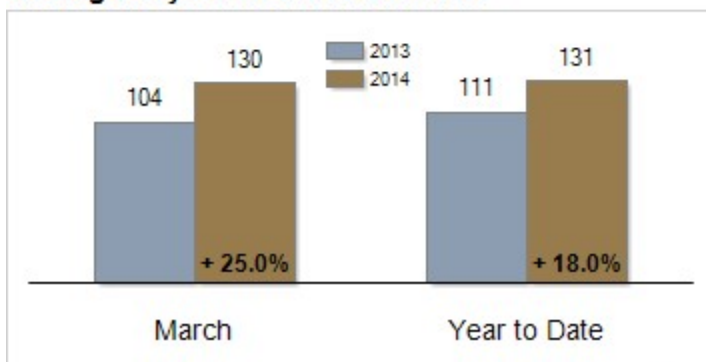
### Median Sales Price



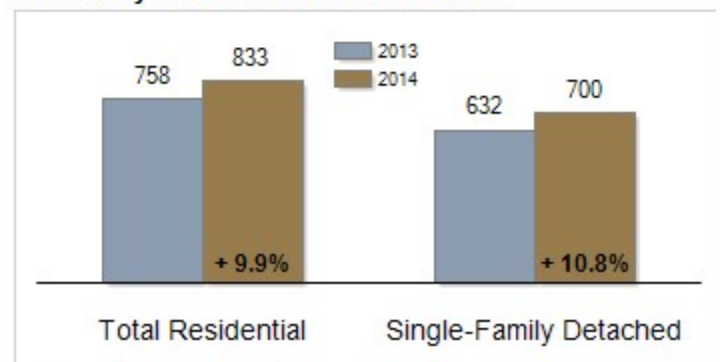
### Percent of Original List Price Received at Sale



### Average Days on Market Until Sale



### Inventory of Homes for Sale: March



All information presented is based on data supplied by MRIS MLS. MRIS MLS does not guarantee nor is it responsible for its accuracy. Data maintained by the MLS may not reflect all real estate activities in the market. Information is deemed reliable but not guaranteed.