

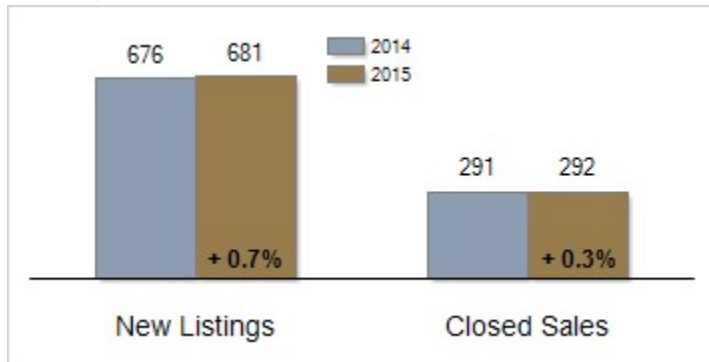


Patterson-Schwartz Real Estate Residential Market Update

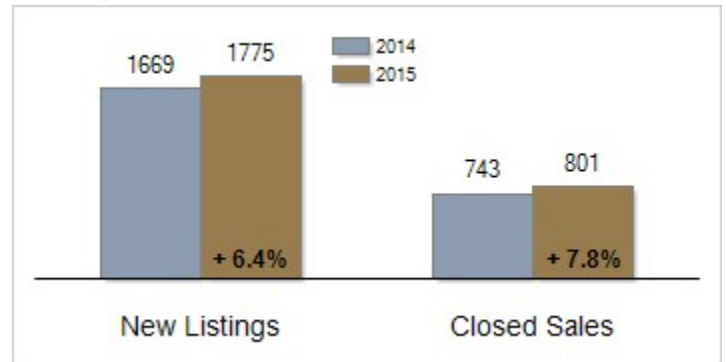
As of Thursday, April 09, 2015 2:18:06 PM

All Sussex County	March			Year To Date		
	2014	2015	Change	2014	2015	Change
New Listings	676	681	+ 0.7%	1669	1775	+ 6.4%
Closed Sales	291	292	+ 0.3%	743	801	+ 7.8%
Pending Sales	345	402	+ 16.5%	797	1001	+ 25.6%
Median Sales Price	\$260,000	\$250,000	- 3.8%	\$243,570	\$249,000	+ 2.2%
% of Original List Price Received at Sale	99.0%	95.8%	- 3.2%	97.6%	96.7%	- 0.9%
Average Days on Market Until Sale	146	163	+ 11.6%	154	180	+ 16.9%
Total Residential Listing Inventory (as of 03/31)	4533	3857	- 14.9%			
Single-Family Detached Inventory (as of 03/31)	3100	2582	- 16.7%			

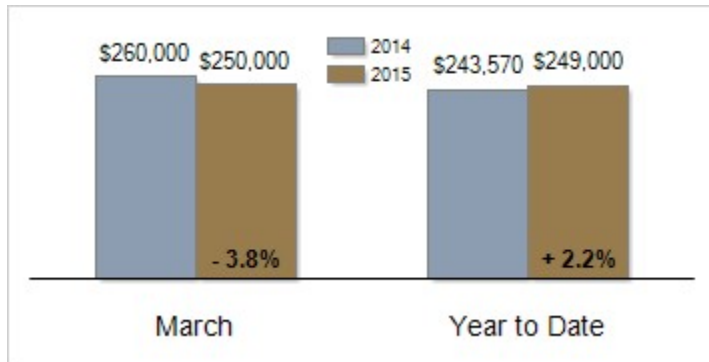
Activity: March



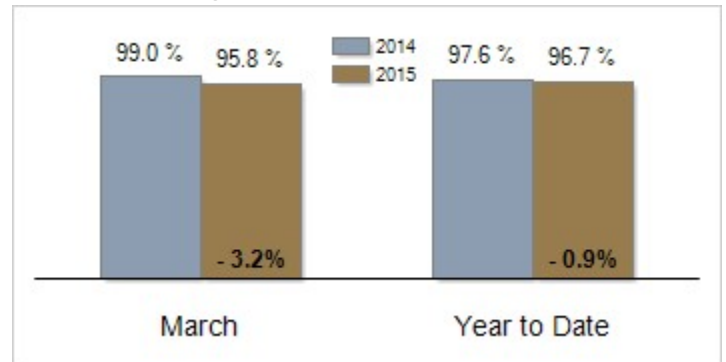
Activity: Year to Date



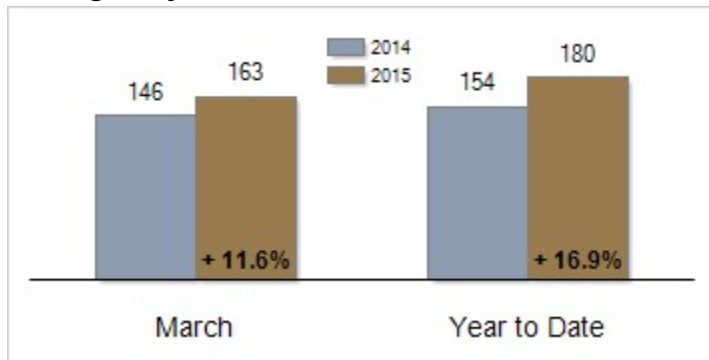
Median Sales Price



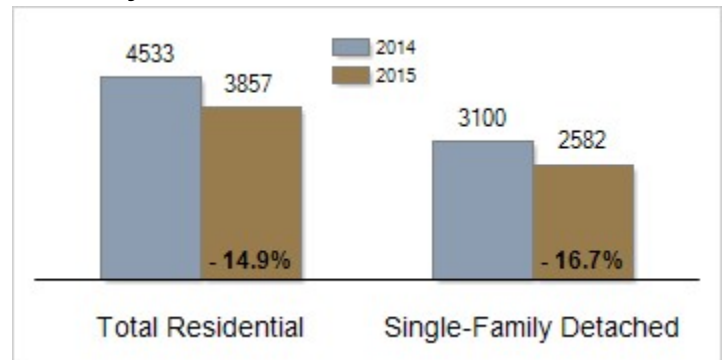
Percent of Original List Price Received at Sale



Average Days on Market Until Sale



Inventory of Homes for Sale: March



All information presented is based on data supplied by SCAOR MLS. SCAOR MLS does not guarantee nor is it responsible for its accuracy. Data maintained by the MLS may not reflect all real estate activities in the market. Information is deemed reliable but not guaranteed.