

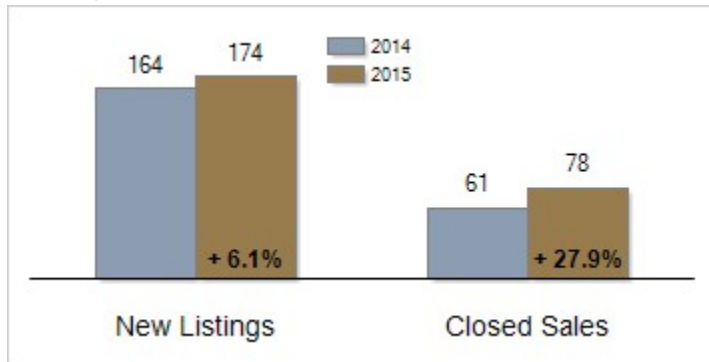


Patterson-Schwartz Real Estate Residential Market Update

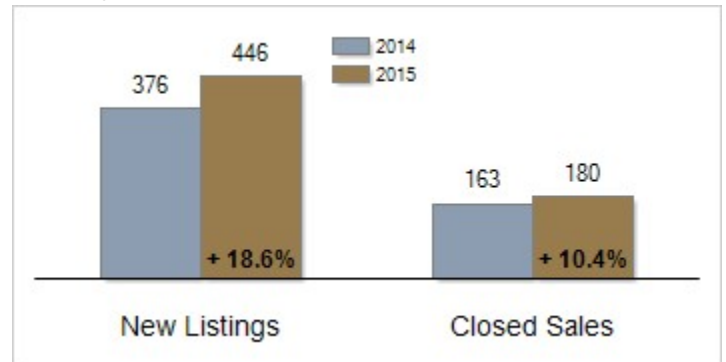
As of Thursday, April 09, 2015 2:17:19 PM

Southern Chester Counties	March			Year To Date		
	2014	2015	Change	2014	2015	Change
New Listings	164	174	+ 6.1%	376	446	+ 18.6%
Closed Sales	61	78	+ 27.9%	163	180	+ 10.4%
Pending Sales	104	94	- 9.6%	245	267	+ 9.0%
Median Sales Price	\$330,000	\$302,000	- 8.5%	\$315,955	\$310,000	- 1.9%
% of Original List Price Received at Sale	88.7%	95.5%	+ 6.8%	91.4%	94.3%	+ 2.9%
Average Days on Market Until Sale	115	117	+ 1.7%	95	98	+ 3.2%
Total Residential Listing Inventory (as of 03/31)	589	594	+ 0.8%			
Single-Family Detached Inventory (as of 03/31)	528	512	- 3.0%			

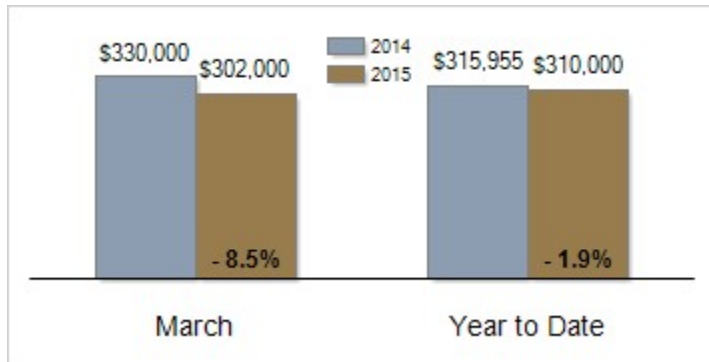
Activity: March



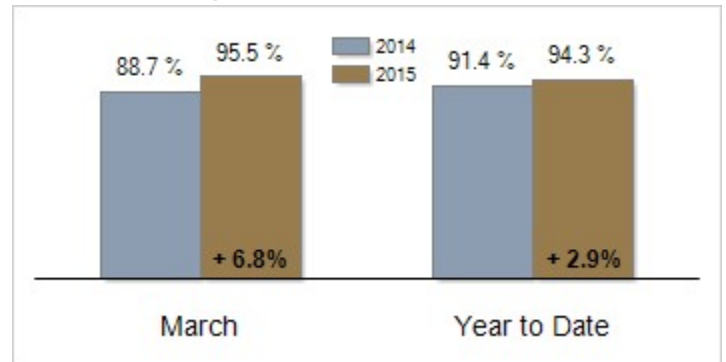
Activity: Year to Date



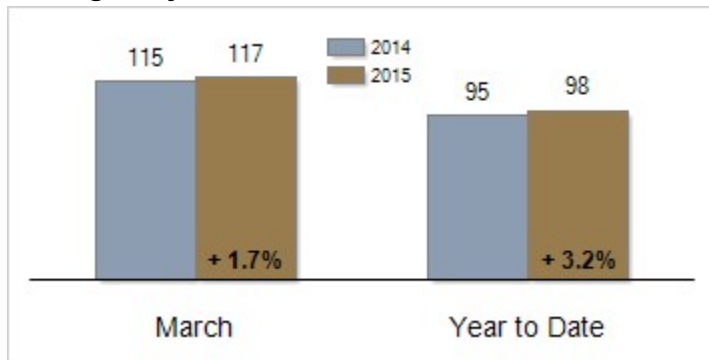
Median Sales Price



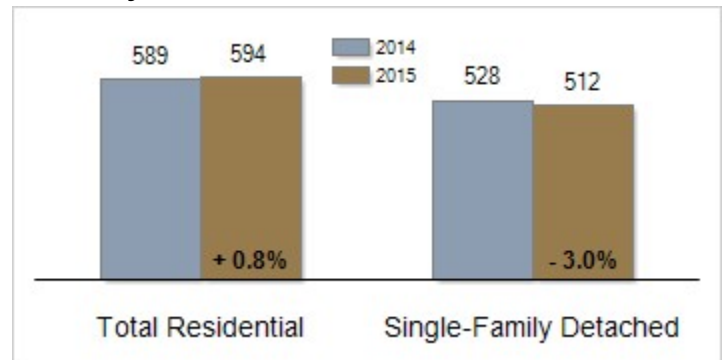
Percent of Original List Price Received at Sale



Average Days on Market Until Sale



Inventory of Homes for Sale: March



All information presented is based on data supplied by TReND MLS. TReND MLS does not guarantee nor is it responsible for its accuracy. Data maintained by the MLS may not reflect all real estate activities in the market. Information is deemed reliable but not guaranteed.