

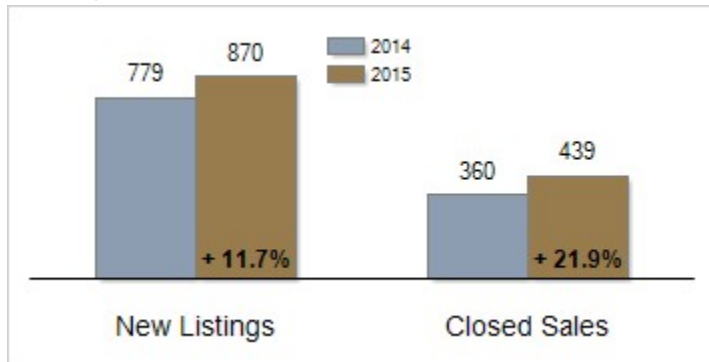


Patterson-Schwartz Real Estate Residential Market Update

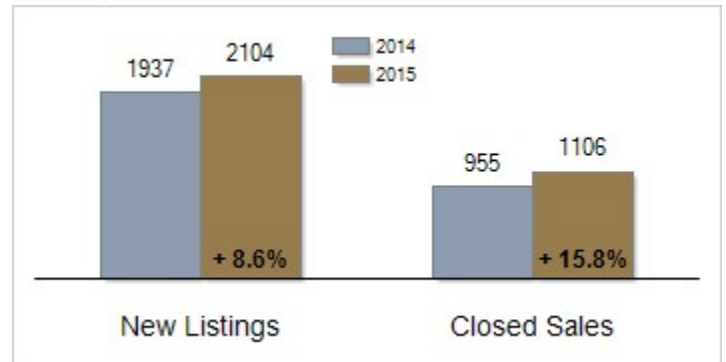
As of Thursday, April 09, 2015 2:15:44 PM

All New Castle County	March			Year To Date		
	2014	2015	Change	2014	2015	Change
New Listings	779	870	+ 11.7%	1937	2104	+ 8.6%
Closed Sales	360	439	+ 21.9%	955	1106	+ 15.8%
Pending Sales	515	507	- 1.6%	1209	1382	+ 14.3%
Median Sales Price	\$192,950	\$210,000	+ 8.8%	\$189,000	\$203,900	+ 7.9%
% of Original List Price Received at Sale	94.2%	92.6%	- 1.6%	94.3%	92.5%	- 1.8%
Average Days on Market Until Sale	75	79	+ 5.3%	75	80	+ 6.7%
Total Residential Listing Inventory (as of 03/31)	2358	2278	- 3.4%			
Single-Family Detached Inventory (as of 03/31)	1391	1344	- 3.4%			

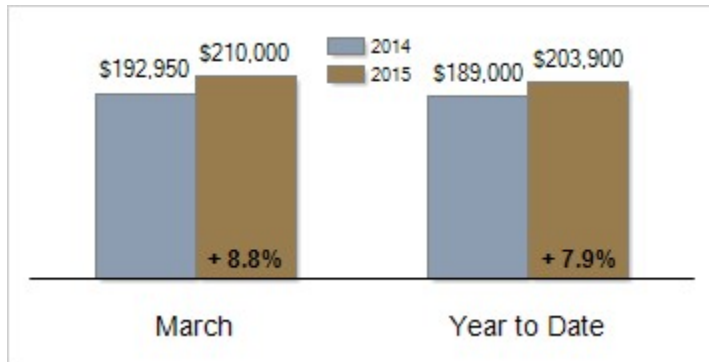
Activity: March



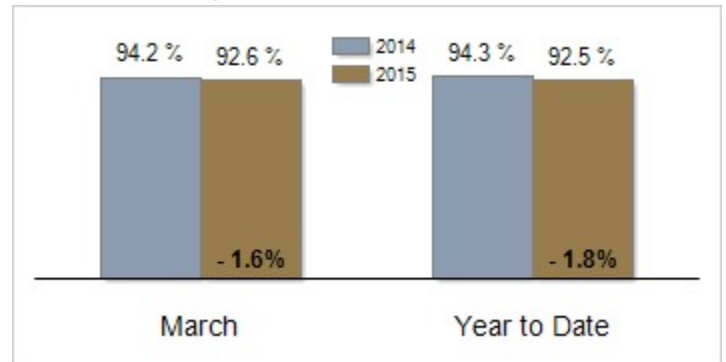
Activity: Year to Date



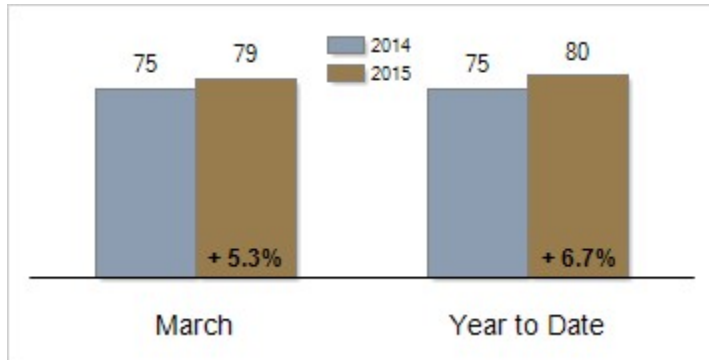
Median Sales Price



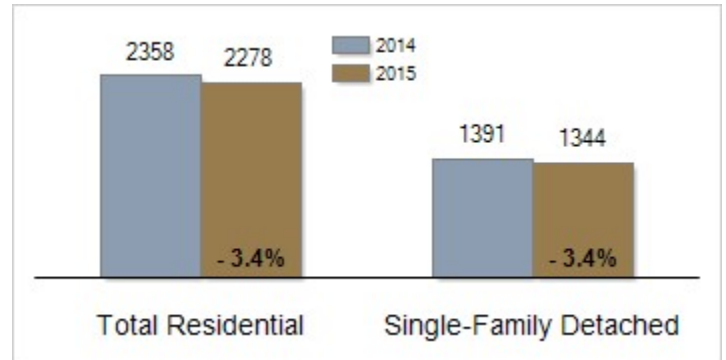
Percent of Original List Price Received at Sale



Average Days on Market Until Sale



Inventory of Homes for Sale: March



All information presented is based on data supplied by TReND MLS. TReND MLS does not guarantee nor is it responsible for its accuracy. Data maintained by the MLS may not reflect all real estate activities in the market. Information is deemed reliable but not guaranteed.