

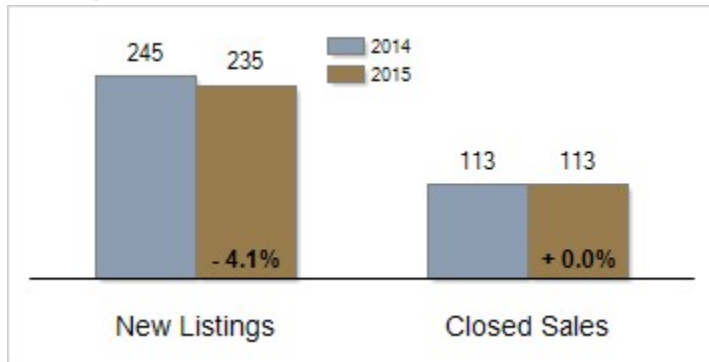


# Patterson-Schwartz Real Estate Residential Market Update

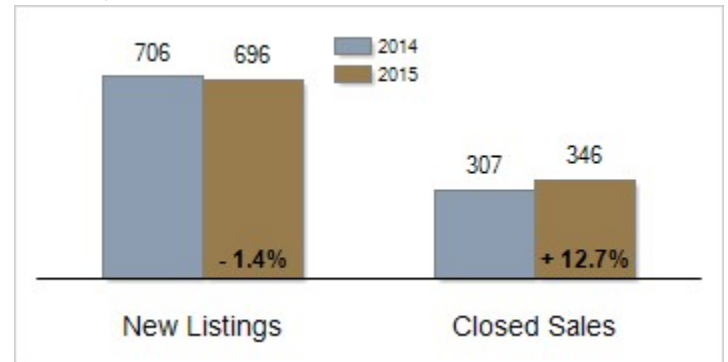
As of Thursday, April 09, 2015 2:16:36 PM

All Kent County	March			Year To Date		
	2014	2015	Change	2014	2015	Change
New Listings	245	235	- 4.1%	706	696	- 1.4%
Closed Sales	113	113	+ 0.0%	307	346	+ 12.7%
Pending Sales	149	181	+ 21.5%	388	457	+ 17.8%
Median Sales Price	\$185,000	\$200,000	+ 8.1%	\$183,900	\$186,500	+ 1.4%
% of Original List Price Received at Sale	94.9%	93.6%	- 1.3%	94.3%	94.0%	- 0.3%
Average Days on Market Until Sale	106	98	- 7.5%	116	89	- 23.3%
Total Residential Listing Inventory (as of 03/31)	1212	1128	- 6.9%			
Single-Family Detached Inventory (as of 03/31)	1038	958	- 7.7%			

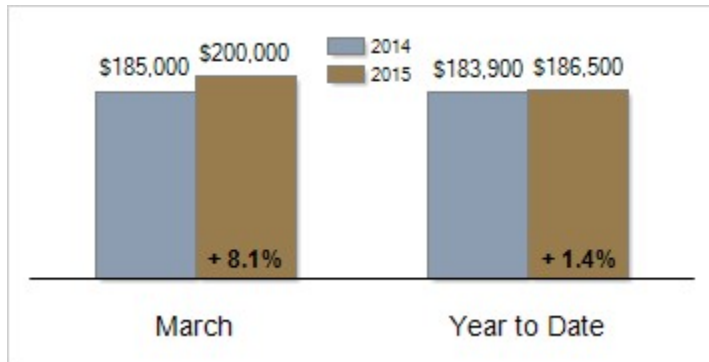
Activity: March



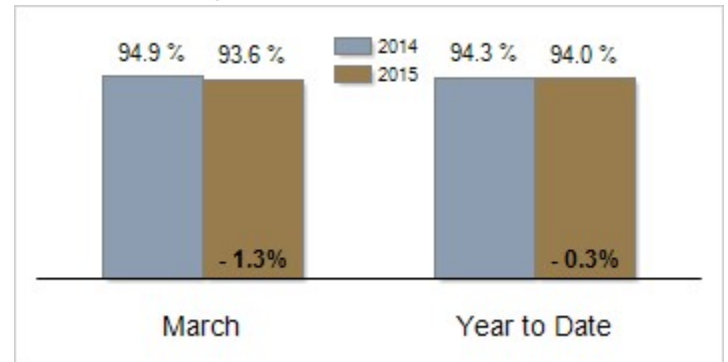
Activity: Year to Date



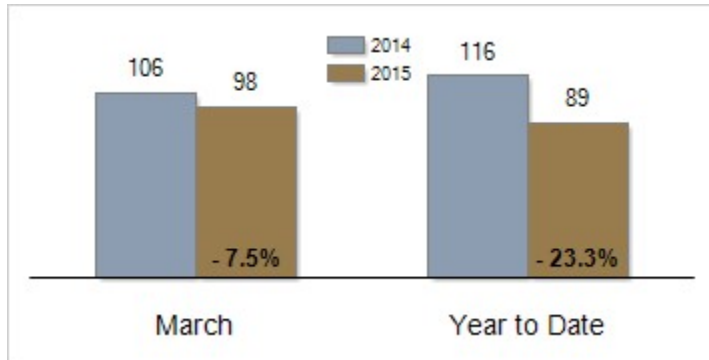
Median Sales Price



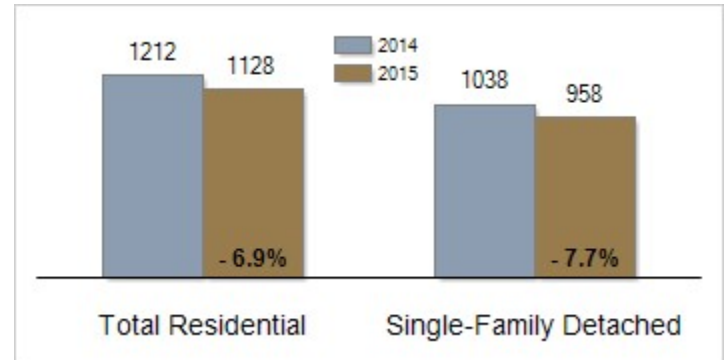
Percent of Original List Price Received at Sale



Average Days on Market Until Sale



Inventory of Homes for Sale: March



All information presented is based on data supplied by TReND MLS. TReND MLS does not guarantee nor is it responsible for its accuracy. Data maintained by the MLS may not reflect all real estate activities in the market. Information is deemed reliable but not guaranteed.