

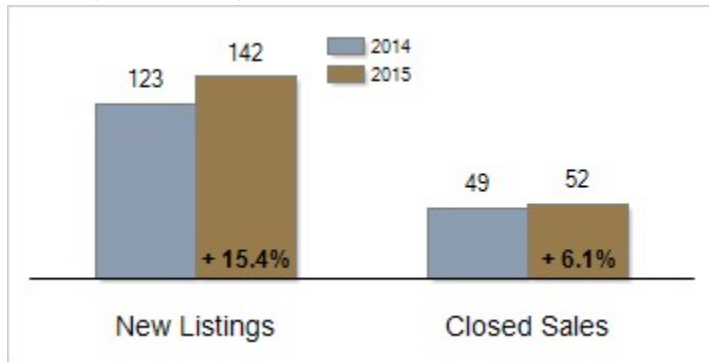


Patterson-Schwartz Real Estate Residential Market Update

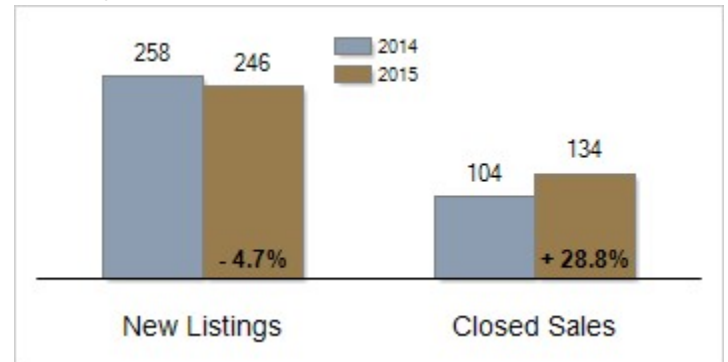
As of Wednesday, March 11, 2015 6:53:20 AM

Cecil County, Maryland	February			Year To Date		
	2014	2015	Change	2014	2015	Change
New Listings	123	142	+ 15.4%	258	246	- 4.7%
Closed Sales	49	52	+ 6.1%	104	134	+ 28.8%
Pending Sales	48	70	+ 45.8%	112	131	+ 17.0%
Median Sales Price	\$219,900	\$171,000	- 22.2%	\$180,205	\$181,950	+ 1.0%
% of Original List Price Received at Sale	85.7%	88.6%	+ 2.9%	74.1%	89.0%	+ 14.9%
Average Days on Market Until Sale	131	117	- 10.7%	132	117	- 11.4%
Total Residential Listing Inventory (as of 02/28)	789	756	- 4.2%			
Single-Family Detached Inventory (as of 02/28)	664	634	- 4.5%			

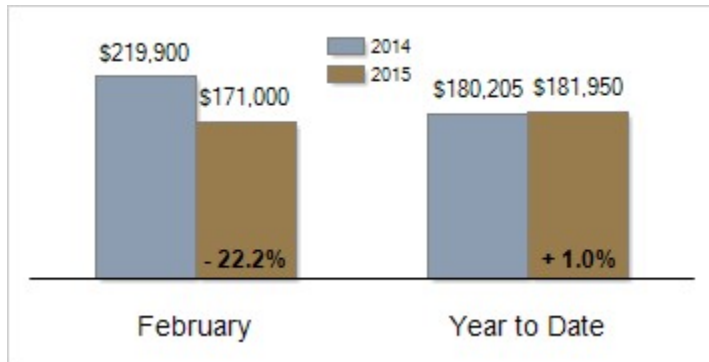
Activity: February



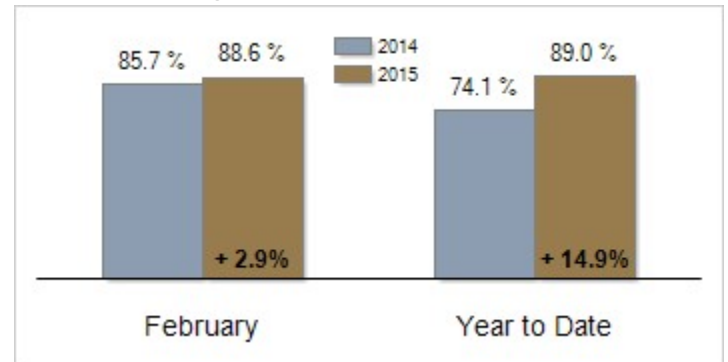
Activity: Year to Date



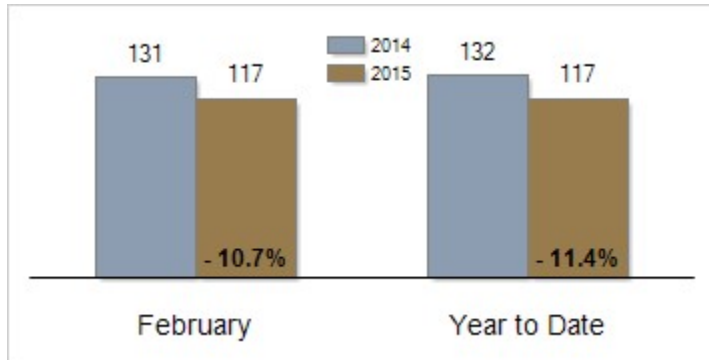
Median Sales Price



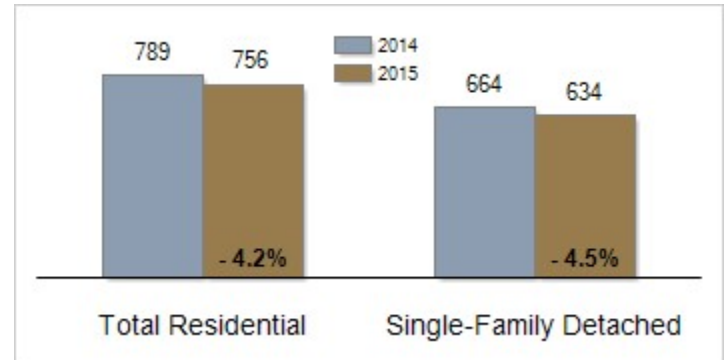
Percent of Original List Price Received at Sale



Average Days on Market Until Sale



Inventory of Homes for Sale: February



All information presented is based on data supplied by MRIS MLS. MRIS MLS does not guarantee nor is it responsible for its accuracy. Data maintained by the MLS may not reflect all real estate activities in the market. Information is deemed reliable but not guaranteed.